



Institute for public health
of the Republic of North Macedonia



HEALTH MAP OF REPUBLIC OF NORTH MACEDONIA 2020

I PART STATUS IN REPUBLIC OF NORTH MACEDONIA

Skoje 2021

**PHO INSTITUTE FOR PUBLIC HEALTH OF
REPUBLIC OF NORTH MACEDONIA - SKOPJE**

Director Doc. d-r Shaban MEMETI

Department of health data and publication

M-r d-r Vjosa Recica

Head of Center

Vesna Zafirovska

**Technician in charge,
Independent medical statistician**

Jasmina Tahiri

Independent medical statistician

Jovnka Trpkovska

Independent medical statistician

Nadezda Lisinac

Independent medical statistician

Muarem Ramadani

Independent medical statistician

Elena Cibiseva

Independent medical statistician

Floriije Fejzula

Medical statistician

Borce Andonovski

System administrator

Suzana Dungevska

Computer designer

**in collaboration with
Centers for Public health in the Republic of North Macedonia**





**institute for public health of
the Republic of North Macedonia**

HEALTH MAP OF REPUBLIC OF NORTH MACEDONIA 2020

I PART STATUS IN REPUBLIC OF NORTH MACEDONIA

Skopje, 2021

INTRODUCTION

The Health map of the Republic of North Macedonia represents the status of the health protection and health condition in the Republic in general and separately for each health region in 2020, in terms of the organizational structure, health services, health personnel, morbidity and mortality.

The aim of this publication is to provide contribution in preparation of the health development strategy in our Republic, as well as the use of information by the health workers and coworkers and all the interested subjects.

The preparation of the health map is based on official data, collected and processed by the Department for health statistics and informatics of the Center for statistical processing health data, publication and education provided by the Institute for public health in Republic of North Macedonia and the State Statistical Office.

The health map is consisted of three parts:

PART I – GENERAL PART

represents the general status of the health protection in the Republic, and by level of health protection – primary, secondary, tertiary in the health regions in the Republic of North Macedonia.

PART II AND PART III – SPECIAL PART

represents the status of the health protection by health regions, in alphabetic order.

The data are presented in tables and maps. The provision of the population with health personnel and health services provided is presented, as well as the network of inpatient health organizations by type, the number of beds, treated patients, average length of stay, utilization of bed-days and bed turnover. The data for the health protection and health condition are presented by levels of health protection (primary, secondary, tertiary).

The most common diseases diagnosed in out-patient services are also presented, as well as vaccination-preventable communicable diseases and communicable diseases included in WHO "Health for all" strategy.

Crude and infant mortality is also presented and the most common causes for death.

The Health map of the Republic of North Macedonia for 2020 is the twenty-second publication in a row that as a form of continuous annual publishing of actual data, will go on in the future.

CONTENT

Demographic and vital indicators in the Republic of North Macedonia	9
General part	21
Primary Health Care	39
Secondary Health Care	65
Tertiary Health Care	75
Morbidity	81
Mortality	87



DEMOGRAPHIC AND VITAL INDICATORS IN THE REPUBLIC OF NORTH MACEDONIA

**DEMOGRAPHIC, VITAL AND HEALTH INDICATORS
IN THE REPUBLIC OF NORTH MACEDONIA, 2020**

Area km²	25713
Population places	1767
Municipalities	80
Population per 1km²	80,6
Population	
Total	2072531
Male	1037467
Female	1035064
Urban	1231941
Rural	840590
0-6 age	152209
7-19 age	299614
20 +	1620708
20-64 age	1317603
65 +	303105
female 15-49 age	499777
female 15 +	873351
Vital indicators	
Nativity per 1.000 population	9,2
Mortality per 1.000 population	12,4
Natural increase per 1.000 population	-3,2
Infant mortality per 1000 livebirths	5,7
-Urban	
-Rural	
- Perinatal mortality	10,0
- Neonatal mortality	4,2
= early neonatal mortality	2,9
= late neonatal mortality	1,3
= post neonatal mortality	1,5
Mortality	7,1
Maternal mortality	-
Number of population per one:	
Physician	331
Dentist	1263
Pharmacist	1872
Health personnel with higher-level qualification	4171
Health personnel mid-level qualification	161
Hospital beds	
Total number	9277
Hospital beds per 1,000 population	4,5

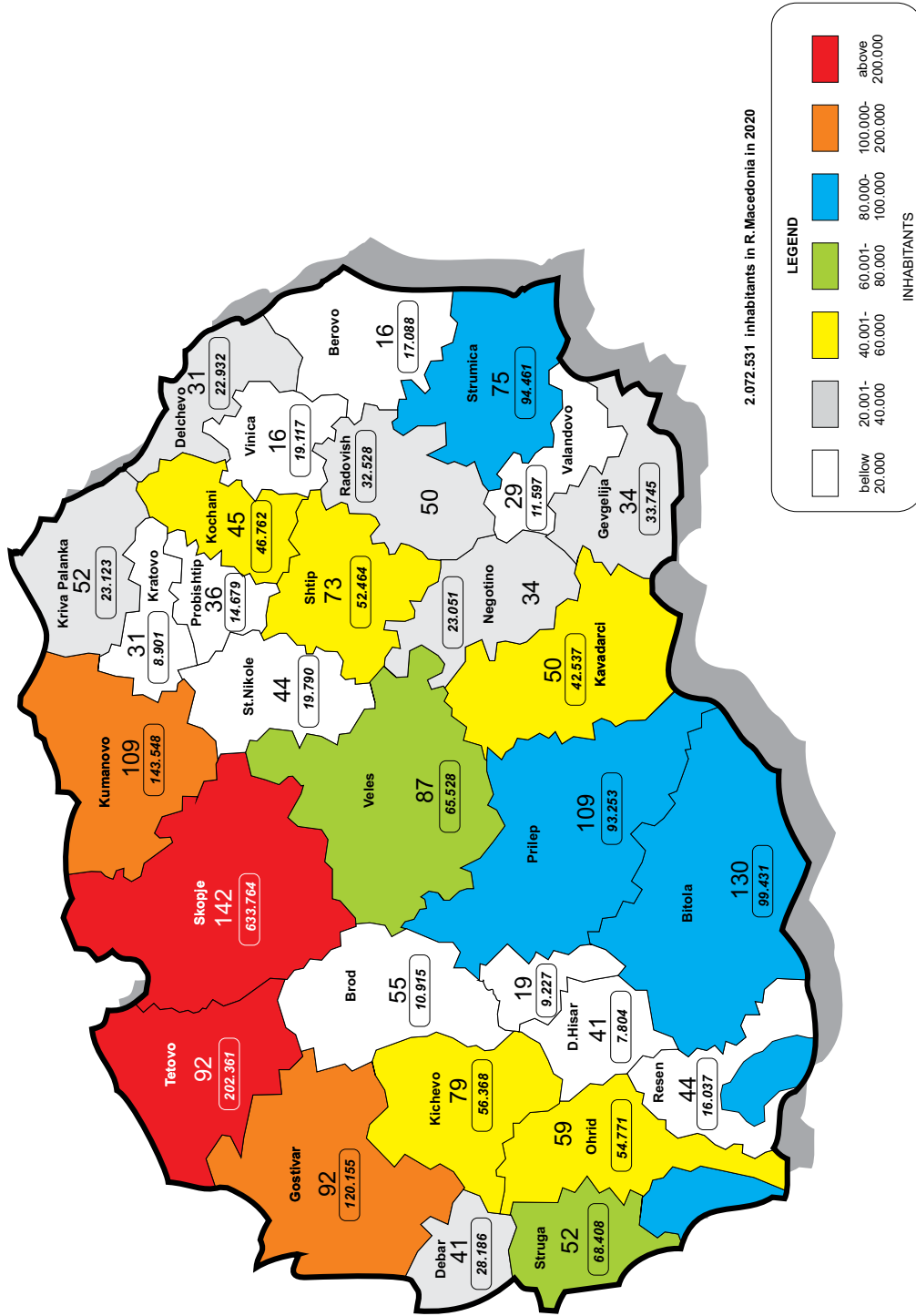
BASIC INDICATORS IN THE REPUBLIC OF NORTH MACEDONIA, 2020

HEALTH REGIONS	Surface area in km ²	Number of populated places	Number of inhabitants	Inhabitants per 1 km ²
REPUBLIC N.MACEDONIA	25750	1767	2072531	79,9
Berovo	815	16	17088	22,8
Bitola	1716	130	99431	60,3
Makedonski Brod	993	55	10915	11,5
Valandovo	334	29	11597	35,7
Veles	1552	87	65528	42,8
Vinica	442	16	19117	44,2
Gevgelija	765	34	33745	45,5
Gostivar	1370	92	120155	86,3
Debar	267	41	28186	101,5
Delchevo	569	31	22932	43,6
Demir Hisar	435	41	7804	20,3
Kavadarci	1146	50	42537	37,7
Kichevo	833	79	56368	68,4
Kochani	577	45	46762	84,2
Kratovo	380	31	8901	25,9
Kriva Palanka	728	52	23123	33,4
Krushevo	204	19	9227	47,0
Kumanovo	1202	109	143548	117,2
Negotino	743	34	23051	31,7
Ohrid	1041	59	54771	57,1
Prilep	1841	109	93253	52,1
Probishtip	329	36	14679	47,6
Radovish	743	50	32528	43,4
Resen	746	44	16037	21,7
Sveti Nikole	651	44	19790	31,9
Skopje	1858	142	633764	324,4
Struga	546	52	68408	122,6
Strumica	963	75	94461	97,5
Tetovo	1091	92	202361	180,2
Shtip	870	73	52464	60,5

Source: State Statistical Office

Processed: Institute for Public Health of Republic of North Macedonia - Skopje
Department of health data and publication

INHABITANTS AND NUMBER OF POPULATED PLACES BY HEALTH REGIONS IN REPUBLIC OF NORTH MACEDONIA IN 2020



Source: SSO
 Prepare: IPH
 Center for statistical health data processing, calculation and evaluation
 Skopje, Džurgovska, Bldg. 40/200/11

NATURAL CHANGES OF THE POPULATION OF REPUBLIC OF NORTH MACEDONIA 2020

HEALTH REGIONS	Live births	Deaths	Natural increase
REPUBLIC N.MACEDONIA	19031	25755	-6724
Berovo	82	290	-208
Bitola	776	1693	-917
Makedonski Brod	72	152	-80
Valandovo	97	126	-29
Veles	545	877	-332
Vinica	91	235	-144
Gevgelija	252	478	-226
Gostivar	868	1296	-428
Debar	226	207	19
Delchevo	149	320	-171
Demir Hisar	39	156	-117
Kavadarci	345	636	-291
Kichevo	382	555	-173
Kochani	332	641	-309
Kratovo	46	149	-103
Kriva Palanka	147	331	-184
Krushevo	103	140	-37
Kumanovo	1311	1639	-328
Negotino	193	285	-92
Ohrid	486	834	-348
Prilep	761	1488	-727
Probishtip	83	205	-122
Radovish	283	367	-84
Resen	101	277	-176
Sveti Nikole	158	277	-119
Skopje	7384	7348	36
Struga	579	758	-179
Strumica	759	1228	-469
Tetovo	1952	2063	-111
Shtip	429	704	-275

Source: State Statistical Office

Processed: Institute for Public Health of Republic of North Macedonia - Skopje
Department of health data and publication

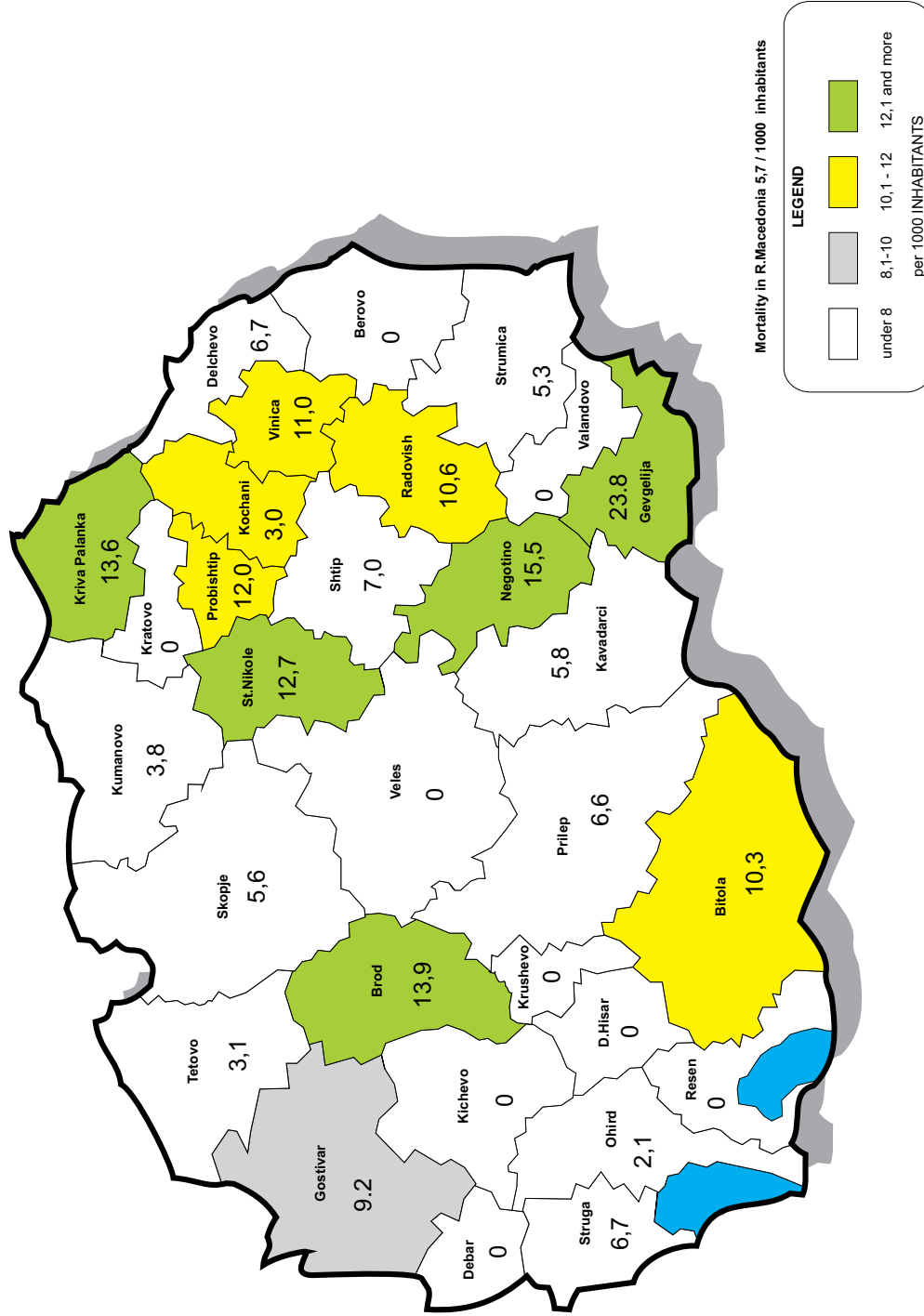
**NATURAL CHANGES OF THE POPULATION OF REPUBLIC OF NORTH MACEDONIA
IN 2020 (RATE/1000 INHABITANTS)**

HEALTH REGIONS	Nativity	Mortality	Natural increase
REPUBLIC N.MACEDONIA	9,2	12,4	-3,2
Berovo	4,8	17,0	-12,2
Bitola	7,8	17,0	-9,2
Makedonski Brod	6,6	13,9	-7,3
Valandovo	8,4	10,9	-2,5
Veles	8,3	13,4	-5,1
Vinica	4,8	12,3	-7,5
Gevgelija	7,5	14,2	-6,7
Gostivar	7,2	10,8	-3,6
Debar	8,0	7,3	0,7
Delchevo	6,5	14,0	-7,5
Demir Hisar	5,0	20,0	-15,0
Kavadarci	8,1	15,0	-6,8
Kichevo	6,8	9,8	-3,1
Kochani	7,1	13,7	-6,6
Kratovo	5,2	16,7	-11,6
Kriva Palanka	6,4	14,3	-8,0
Krushevo	11,2	15,2	-4,0
Kumanovo	9,1	11,4	-2,3
Negotino	8,4	12,4	-4,0
Ohrid	8,9	15,2	-6,4
Prilep	8,2	16,0	-7,8
Probishtip	5,7	14,0	-8,3
Radovish	8,7	11,3	-2,6
Resen	6,3	17,3	-11,0
Sveti Nikole	8,0	14,0	-6,0
Skopje	11,7	11,6	0,1
Struga	8,5	11,1	-2,6
Strumica	8,0	13,0	-5,0
Tetovo	9,6	10,2	-0,5
Shtip	8,2	13,4	-5,2

Source: State Statistical Office

Processed: Institute for Public Health of Republic of North Macedonia - Skopje
Department of health data and publication

CRUDE MORTALITY (NUMBER OF DECEASED PER 1000 INHABITANTS) BY HEALTH REGIONS IN REPUBLIC OF MACEDONIA IN 2020



Source: SSO
 Prepare: IPH
 Center for statistical health data processing, epidemiology and education
 Skopje, Republic of North Macedonia

INFANT MORTALITY IN REPUBLIC OF NORTH MACEDONIA IN 2020

HEALTH REGIONS	Infant mortality	
	Number	Rate 1000 live births
REPUBLIC N.MACEDONIA	108	5,7
Berovo	0	0,0
Bitola	8	10,3
Makedonski Brod	1	13,9
Valandovo	0	0,0
Veles	0	0,0
Vinica	1	11,0
Gevgelija	6	23,8
Gostivar	8	9,2
Debar	0	0,0
Delchevo	1	6,7
Demir Hisar	0	0,0
Kavadarci	2	5,8
Kichevo	0	0,0
Kochani	1	3,0
Kratovo	0	0,0
Kriva Palanka	2	13,6
Krushevo	0	0,0
Kumanovo	5	3,8
Negotino	3	15,5
Ohrid	1	2,1
Prilep	5	6,6
Probishtip	1	12,0
Radovish	3	10,6
Resen	0	0,0
Sveti Nikole	2	12,7
Skopje	41	5,6
Struga	4	6,9
Strumica	4	5,3
Tetovo	6	3,1
Shtip	3	7,0

Source: State Statistical Office

Processed: Institute for Public Health of Republic of North Macedonia - Skopje
Department of health data and publication

INFANT MORTALITY BY AGE IN R.N.MACEODINA IN 2020 (RATE/1000 LIVE BIRTHS)

HEALTH REGIONS	Mortality		Neonatal mortality				Postneonatal mortality		Perinatal mortality	
			Early		Late					
	Number	Rate	Number	Rate	Number	Rate	Number	Rate	Number	Rate
REPUBLIC N.MACEDONIA	136	7,1	56	2,9	24	1,3	28	1,5	192	10,0
Berovo	0	0,0	0	0,0	0	0,0	0	0,0	0	0,0
Bitola	4	5,1	5	6,4	2	2,6	1	1,3	9	11,5
Makedonski Brod	1	13,7	1	13,9	0	0,0	0	0,0	2	27,4
Valandovo	0	0,0	0	0,0	0	0,0	0	0,0	0	0,0
Veles	6	10,9	0	0,0	0	0,0	0	0,0	6	10,9
Vinica	0	0,0	1	11,0	0	0,0	0	0,0	1	11,0
Gevgelija	1	4,0	4	15,9	2	7,9	0	0,0	5	19,8
Gostivar	5	5,7	3	3,5	2	2,3	3	3,5	8	9,2
Debar	3	13,1	0	0,0	0	0,0	0	0,0	3	13,1
Delchevo	1	6,7	0	0,0	0	0,0	1	6,7	1	6,7
Demir Hisar	0	0,0	0	0,0	0	0,0	0	0,0	0	0,0
Kavadarci	4	11,5	1	2,9	1	2,9	0	0,0	5	14,3
Kichevo	3	7,8	0	0,0	0	0,0	0	0,0	3	7,8
Kochani	3	9,0	0	0,0	0	0,0	1	3,0	3	9,0
Kratovo	1	21,3	0	0,0	0	0,0	0	0,0	1	21,3
Kriva Palanka	2	13,4	1	6,8	1	6,8	0	0,0	3	20,1
Krushevo	0	0,0	0	0,0	0	0,0	0	0,0	0	0,0
Kumanovo	12	9,1	2	1,5	1	0,8	2	1,5	14	10,6
Negotino	2	10,3	2	10,4	1	5,2	0	0,0	4	20,5
Ohrid	3	6,1	0	0,0	1	2,1	0	0,0	3	6,1
Prilep	7	9,1	1	1,3	2	2,6	2	2,6	8	10,4
Probishtip	0	0,0	0	0,0	1	12,0	0	0,0	0	0,0
Radovish	1	3,5	3	10,6	0	0,0	0	0,0	4	14,1
Resen	0	0,0	0	0,0	0	0,0	0	0,0	0	0,0
Sveti Nikole	1	6,3	0	0,0	1	6,3	1	6,3	1	6,3
Skopje	51	6,9	24	3,3	7	0,9	10	1,4	75	10,1
Struga	5	8,6	2	3,5	0	0,0	2	3,5	7	12,0
Strumica	5	6,5	2	2,6	0	0,0	2	2,6	7	9,2
Tetovo	12	6,1	3	1,5	2	1,0	1	0,5	15	7,6
Shtip	3	6,9	1	2,3	0	0,0	2	4,7	4	9,3

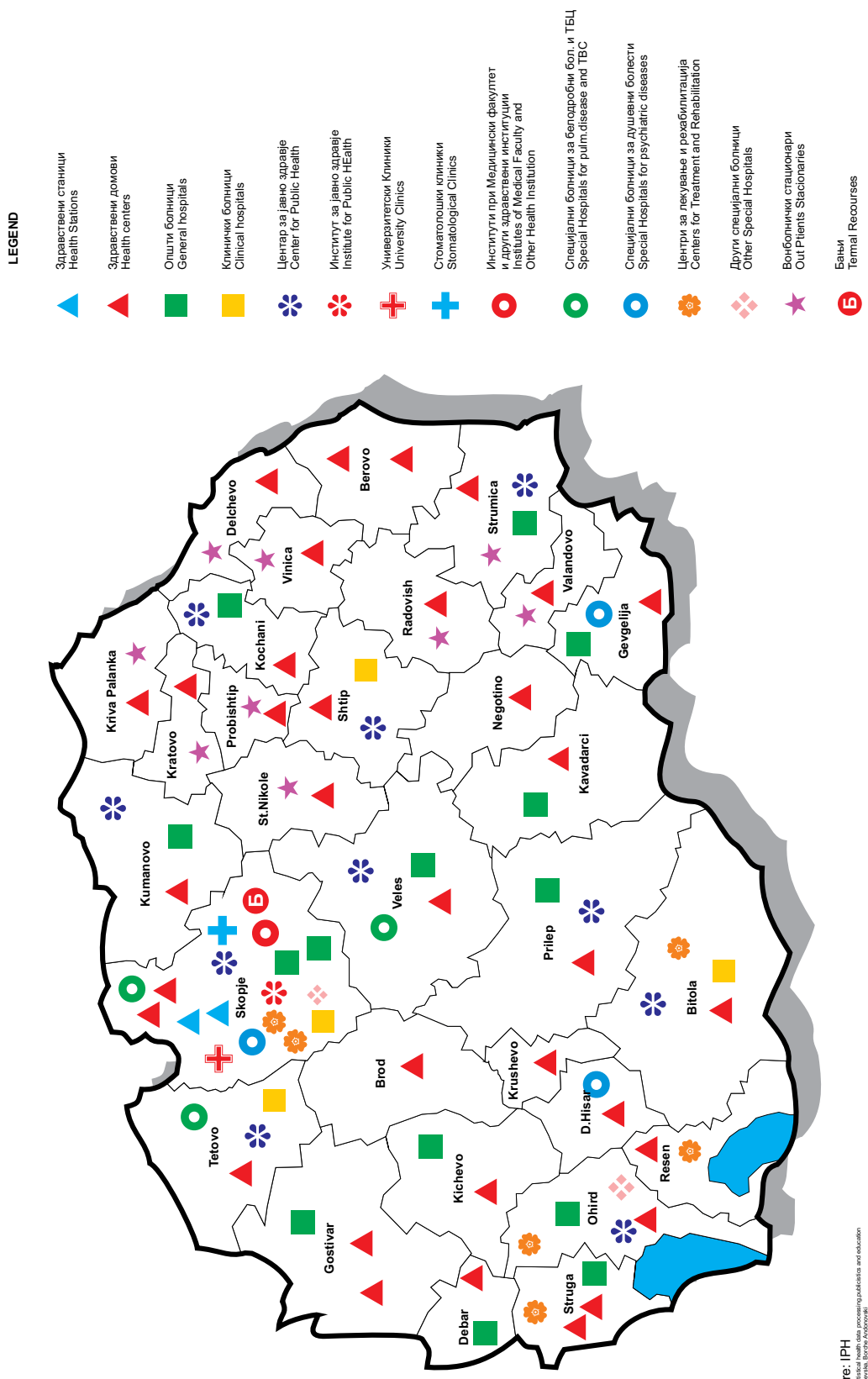
Source: State Statistical Office

Processed: Institute for Public Health of Republic of North Macedonia - Skopje
Department of health data and publication



GENERAL PART

NETWORK OF HEALTH ORGANIZATIONS IN REPUBLIC OF NORTH MACEDONIA



LEGEND

- ▲ Здравствени станици
Health Stations
- ▲ Здравствени центри
Health centers
- Општи болници
General hospitals
- Клинички болници
Clinical hospitals
- ✿ Центар за јавно здравје
Center for Public Health
- ✿ Институт за јавно здравје
Institute for Public Health
- + Универзитетски Клиники
University Clinics
- + Стоматолошки клиники
Stomatological Clinics
- Институт при Медицински факултет и други здравствени институции
Institutes of Medical Faculty and Other Health Institution
- Специјални болници за белодробни бол. и ТБЦ
Special Hospitals for pulm. disease and TBC
- Специјални болници за душевни болести
Special Hospitals for psychiatric diseases
- ✿ Центри за лекување и рехабилитација
Centers for Treatment and Rehabilitation
- ✿ Други специјални болници
Other Special Hospitals
- ★ Вонболнички стационари
Out Patients Stations
- B Банки
Termal Resources

Prepare: IPH
Center for statistical health data processing, publication and education
Suzana Duvnjanska, Bozica Anđonovski

HEALTH ORGANIZATIONS AND PERSONNEL EMPLOYED IN REPUBLIC OF NORTH MACEDONIA 2020

HEALTH ORGANIZATIONS	Total personnel	Physicians	Physicians specialists	Dentists	Pharmacists	Health coworkers	Health personnel with higher and mid-level qualification	With lower level qualifications	Non-medical personnel
TOTAL	33035	6258	3865	1641	1107	2382	15826	323	5498
1. Health stations	243	36	22	4	1	98	45	0	59
2. Health centers	4252	775	299	193	18	263	1908	11	1084
- in REPUBLIC N.MACEDONIA	3019	506	145	137	12	160	1384	4	816
- Out-of hospital stationary	43	1	1	0	0	3	33	6	0
- Health center - Skopje	1136	254	143	56	5	95	467	1	258
- Health center "Zeleznicar" - Skopje	54	14	10	0	1	5	24	0	10
3. Private health organizations	8593	1663	758	1244	955	246	4379	0	106
4. General hospitals	5575	1107	728	13	38	359	2913	94	1051
5. Clinic hospitals	2259	527	381	4	19	191	1006	132	380
6. Private hospitals	2212	368	326	3	17	185	1057	3	579
7. University clinics for surgery "Sv.Naum Ohridski" - Skopje	381	85	64	0	2	43	181	9	61
8. Special hospital for gynecology and obstetrics - Chair, Skopje	224	52	34	0	1	4	110	0	57
9. Institute for pulmonary diseases - Kozle, Skopje	241	55	36	0	1	8	113	0	64
10. Centers for Public Health (10)	622	143	104	0	13	54	274	5	133
11. Institute for Public Health of Republic of North Macedonia	204	38	28	1	11	56	56	0	42
12. University clinics	4594	874	699	0	15	560	2088	26	1031
13. Dentistry clinics	359	2	1	159	0	3	139	0	56
14. PHO University Dental Clinical Centre Prof. Dr. Bojo Andreevski Skopje	24	1	1	17	0	0	6	0	0
15. Institutes with the Medical faculty and other health institutions	380	129	100	0	6	25	92	4	124
16. Institute for Transfusion Medicine of the REPUBLIC N.MACEDONIA - Skopje	551	117	84	0	1	47	285	1	100
17. Dialysis centers	270	45	17	0	0	19	166	0	40
18. Special hospitals for pulmonary diseases and TB	131	26	21	0	0	7	64	6	28
19. Special psychiatric hospitals	664	64	50	2	3	76	366	10	143
20. Rehabilitation and treatment centers	690	88	68	1	5	98	280	12	206
21. Other special hospitals	566	63	44	0	1	40	298	10	154

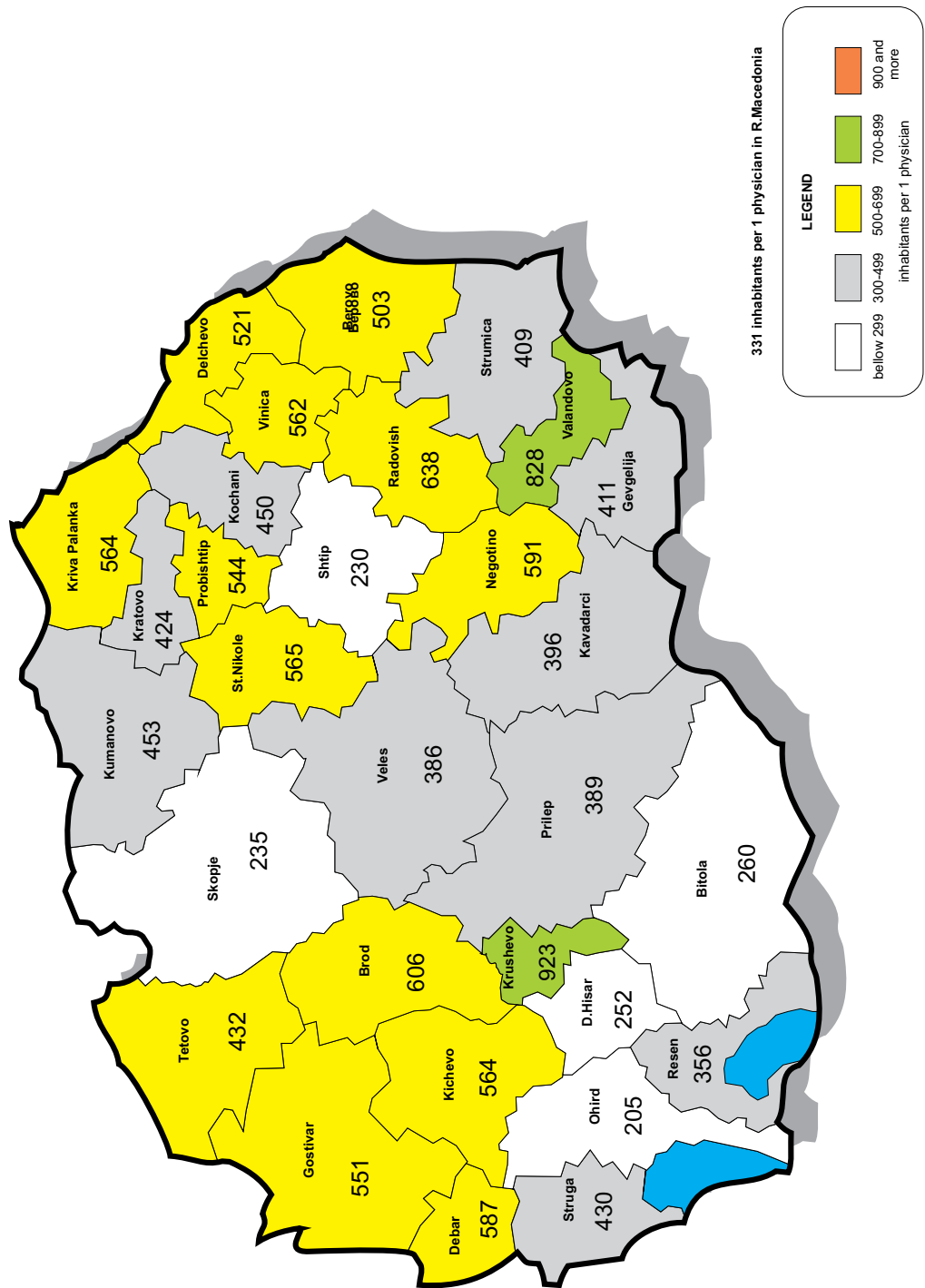
Source: Institute for Public Health of Republic of North Macedonia
Department of health data and publication

**NUMBER OF PHYSICIANS BY HEALTH REGIONS
IN REPUBLIC OF NORTH MACEDONIA IN 2020**

HEALTH REGIONS	Total physicians	Number of inhabitants per 1 physician
REPUBLIC N.MACEDONIA	6258	331,2
Berovo	34	502,6
Bitola	383	259,6
Makedonski Brod	18	606,4
Valandovo	14	828,4
Veles	170	385,5
Vinica	34	562,3
Gevgelija	82	411,5
Gostivar	218	551,2
Debar	48	587,2
Delchevo	44	521,2
Demir Hisar	31	251,7
Kavadarci	107	397,5
Kichevo	100	563,7
Kochani	104	449,6
Kratovo	21	423,9
Kriva Palanka	41	564,0
Krushevo	10	922,7
Kumanovo	317	452,8
Negotino	39	591,1
Ohrid	267	205,1
Prilep	240	388,6
Probishtip	27	543,7
Radovish	51	637,8
Resen	45	356,4
Sveti Nikole	35	565,4
Skopje	2692	235,4
Struga	159	430,2
Strumica	231	408,9
Tetovo	468	432,4
Shtip	228	230,1

Source: Institute for Public Health of Republic of North Macedonia
Department of health data and publication

**NUMBER OF INHABITANTS PER PHYSICIAN BY HEALTH REGIONS
IN REPUBLIC OF NORTH MACEDONIA IN 2020**



**PHYSICIANS SPECIALISTS BY SPECIALITY AND GENDER
IN REPUBLIC OF NORTH MACEDONIA 2020**

SPECIALTY	Number		
	Total	male	female
Gynecology and obstetrics	355	153	202
Anesthesiology with resuscitation	197	78	119
Skin and venereal diseases	114	20	94
Epidemiology	48	17	31
Infectious diseases	66	21	45
Internal medicine	478	215	263
Emergency medicine	9	5	4
Cardiology	82	43	39
Endocrinology	13	8	5
Rheumatology	17	5	12
Gastroenterology	26	14	12
Nephrology	20	8	12
Pulmology	11	4	7
Pneumophytiziology	18	8	10
Pediatrics	324	70	254
Clinical pharmacology	12	6	6
Medical biochemistry	73	15	58
Medical microbiology and parazitology	62	13	49
Occupational health	59	26	33
Primary health care	1	0	1
Neurology	101	38	63
Neuropsychiatry	24	12	12
Psychiatry	153	56	97
Nuclear medicine	21	6	15
General medicine	124	40	84
Family medicine	158	35	123
General surgery	165	140	25
Neurosurgery	26	24	2
Pediatric surgery	18	12	6
Abdominal surgery	16	16	0
Plastic and reconstructive surgery	28	16	12
Thoracic and vascular surgery	7	6	1
Cardiosurgery	11	11	0
Urology	64	61	3
Orthopedics and Traumatology	139	117	22
Otorhinolaringology	112	47	65
Ophthalmology	129	45	84
Radiodiagnositics	176	74	102
Radiotherapy	34	8	26
Social medicine with organization of health services	19	5	14
Sport medicine	24	8	16
Forensic medicine	17	9	8
Transfusiology	117	37	80
School medicine	26	4	22
Physical Medicine and Rehabilitation	87	16	71
Hygiene	38	14	24
Pathological anatomy	34	12	22
Maxillofacial surgery	2	1	1
Laboratory for Clinical genetics	10	2	8
Total physicians specialists	3865	1601	2264
Physicians of general medicine	2393	792	1601
Total physicians	6258	2393	3865

Source: Institute for Public Health of Republic of North Macedonia
Department of health data and publication

NUMBER OF PHYSICIANS BY HEALTH REGIONS IN
 REPUBLIC OF NORTH MACEDONIA 2020

HEALTH REGIONS	Total physicians	General medicine		On specialisation		Specialists	
		Number	%	Number	%	Number	%
REPUBLIC N.MACEDONIA	6258	1604	25,6	789	12,6	3865	61,8
Berovo	34	13	38,2	4	11,8	17	50,0
Bitola	383	106	27,7	47	12,3	230	60,1
Makedonski Brod	18	10	55,6	4	22,2	4	22,2
Valandovo	14	6	42,9	2	14,3	6	42,9
Veles	170	55	32,4	25	14,7	90	52,9
Vinica	34	14	41,2	3	8,8	17	50,0
Gevgelija	82	17	20,7	7	8,5	58	70,7
Gostivar	218	98	45,0	18	8,3	102	46,8
Debar	48	12	25,0	4	8,3	32	66,7
Delchevo	44	22	50,0	4	9,1	18	40,9
Demir Hisar	31	9	29,0	8	25,8	14	45,2
Kavadarci	107	42	39,3	11	10,3	54	50,5
Kichevo	100	45	45,0	8	8,0	47	47,0
Kochani	104	22	21,2	21	20,2	61	58,7
Kratovo	21	10	47,6	2	9,5	9	42,9
Kriva Palanka	41	17	41,5	4	9,8	20	48,8
Krushevo	10	6	60,0	1	10,0	3	30,0
Kumanovo	317	148	46,7	29	9,1	140	44,2
Negotino	39	13	33,3	5	12,8	21	53,8
Ohrid	267	55	20,6	38	14,2	174	65,2
Prilep	240	84	35,0	36	15,0	120	50,0
Probishtip	27	11	40,7	5	18,5	11	40,7
Radovish	51	31	60,8	2	3,9	18	35,3
Resen	45	15	33,3	4	8,9	26	57,8
Sveti Nikole	35	18	51,4	1	2,9	16	45,7
Skopje	2692	415	15,4	312	11,6	1965	73,0
Struga	159	36	22,6	36	22,6	87	54,7
Strumica	231	98	42,4	28	12,1	105	45,5
Tetovo	468	125	26,7	84	17,9	259	55,3
Shtip	228	51	22,4	36	15,8	141	61,8

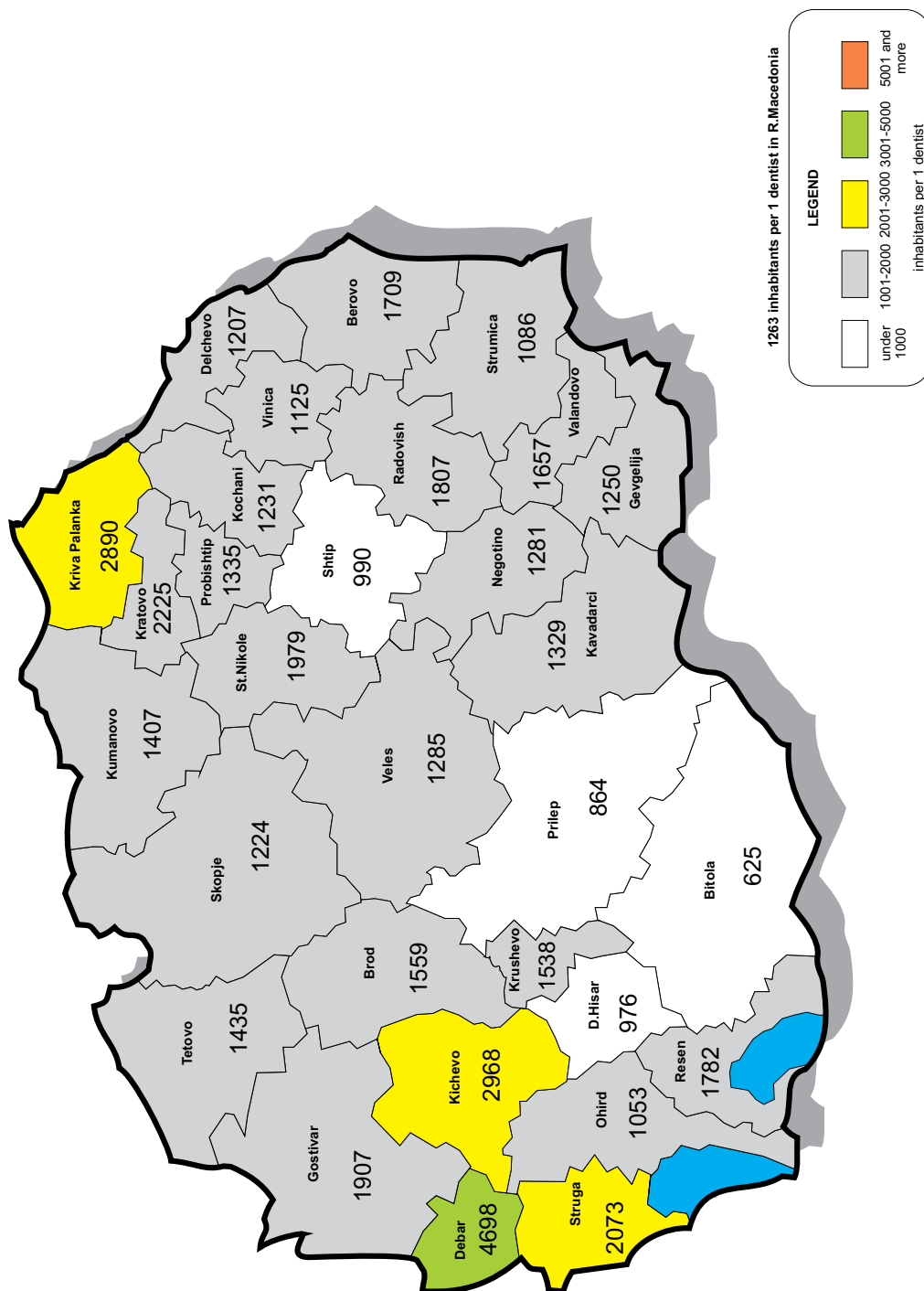
Source: Institute for Public Health of Republic of North Macedonia
 Department of health data and publication

**NUMBER OF DENTISTS BY HEALTH REGIONS
IN REPUBLIC OF NORTH MACEDONIA 2020**

HEALTH REGIONS	Number of dentists	Number of inhabitants per 1 dentist
REPUBLIC N.MACEDONIA	1641	1263,0
Berovo	10	1708,8
Bitola	159	625,4
Makedonski Brod	7	1559,3
Valandovo	7	1656,7
Veles	51	1284,9
Vinica	17	1124,5
Gevgelija	27	1249,8
Gostivar	63	1907,2
Debar	6	4697,7
Delchevo	19	1206,9
Demir Hisar	8	975,5
Kavadarci	32	1329,3
Kichevo	19	2966,7
Kochani	38	1230,6
Kratovo	4	2225,3
Kriva Palanka	8	2890,4
Krushevo	6	1537,8
Kumanovo	102	1407,3
Negotino	18	1280,6
Ohrid	52	1053,3
Prilep	108	863,5
Probishtip	11	1334,5
Radovish	18	1807,1
Resen	9	1781,9
Sveti Nikole	10	1979,0
Skopje	518	1223,5
Struga	33	2073,0
Strumica	87	1085,8
Tetovo	141	1435,2
Shtip	53	989,9

Source: Institute for Public Health of Republic of North Macedonia
Department of health data and publication

**NUMBER OF INHABITANTS PER 1 DENTIST
BY HEALTH REGIONS IN REPUBLIC OF NORTH MACEDONIA IN 2020**



**NUMBER OF PHARMACISTS BY HEALTH REGIONS
IN REPUBLIC OF NORTH MACEDONIA 2020**

HEALTH REGIONS	Number of Pharmacists	Number of inhabitants per 1 Pharmacists
REPUBLIC N.MACEDONIA	1107	1872,2
Berovo	12	1424,0
Bitola	100	994,3
Makedonski Brod	3	3638,3
Valandovo	7	1656,7
Veles	40	1638,2
Vinica	10	1911,7
Gevgelija	9	3749,4
Gostivar	22	5461,6
Debar	8	3523,3
Delchevo	13	1764,0
Demir Hisar	6	1300,7
Kavadarci	0	0,0
Kichevo	20	2818,4
Kochani	35	1336,1
Kratovo	5	1780,2
Kriva Palanka	12	1926,9
Krushevo	5	1845,4
Kumanovo	74	1939,8
Negotino	9	2561,2
Ohrid	59	928,3
Prilep	62	1504,1
Probishtip	8	1834,9
Radovish	10	3252,8
Resen	14	1145,5
Sveti Nikole	4	4947,5
Skopje	315	2011,9
Struga	41	1668,5
Strumica	59	1601,0
Tetovo	99	2044,1
Shtip	46	1140,5

Source: Institute for Public Health of Republic of North Macedonia
Department of health data and publication

**PROFILE OF HEALTH PERSONNEL IN THE INSTITUTE FOR PUBLIC HEALTH
AND CENTERS FOR PUBLIC HEALTH IN REPUBLIC OF NORTH MACEDONIA 2020**

INSTITUTES FOR HEALTH PROTECTION	TOTAL	TOTAL physicians	TOTAL physicians	TOTAL physicians specialists	Pharmacists	Other	Health personnel with higher and midlevel qualification	
							Non-medical personnel	Medical personnel
IHP	204	38	28	1	11	56	56	42
CHP Bitola	72	20	17	0	2	9	30	11
CHP Veles	71	18	13	0	1	9	31	12
CHP Kochani	45	13	8	0	1	1	20	10
CHP Kumanovo	68	13	10	0	5	7	31	12
CHP Ohrid	48	12	10	0	0	2	24	10
CHP Prilep	42	11	8	0	0	3	22	6
CHP Skopje	149	24	16	0	3	17	69	36
CHP Strumica	17	6	5	0	1	0	5	5
CHP Tetovo	69	15	10	0	0	4	29	21
CHP Shtip	41	11	7	0	0	2	18	10
REPUBLIC N.MACEDONIA	826	181	132	1	24	110	335	175

Source: Institute for Public Health of Republic of North Macedonia
Department of health data and publication

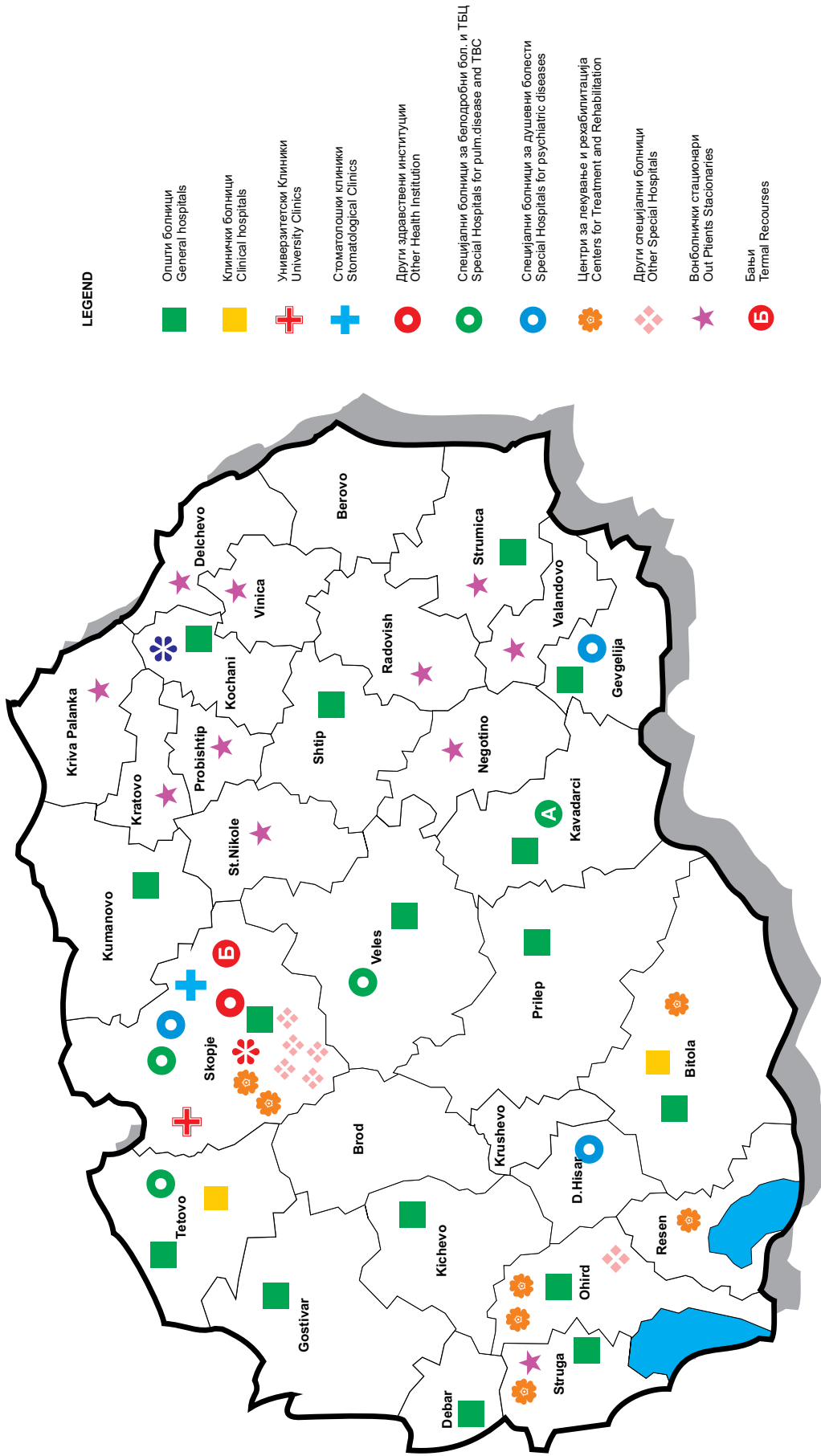
TOTAL NUMBER OF PHYSICIANS BY SPECIALTY IN THE INSTITUTE FOR PUBLIC HEALTH AND CENTERS FOR PUBLIC HEALTH IN REPUBLIC OF NORTH MACEDONIA 2020

INSTITUTES FOR HEALTH PROTECTION	Total physicians	Physicians specialists	Epidemiology	Hygiene	Social medicine	Microbiology	Occupational medicine	General medicine	Medical biochemistry	General surgery	Internal medicine
IHP	38	28	6	6	5	6	4		1		
CHP Bitola	20	17	2	5	2	8					
CHP Veles	18	13	4	5	2	2					
CHP Kochani	13	8	4	2	0	2					
CHP Kumanovo	13	10	4	1	2	2					1
CHP Ohrid	12	10	3	3	1	2		1			
CHP Prilep	11	8	2	2	1	3					
CHP Skopje	24	16	5	4	3	3				1	
CHP Strumica	6	5	2	1	1	1					
CHP Tetovo	15	10	3	4	1	2					
CHP Shtip	11	7	3	3	0	1					
REPUBLIC N.MACEDONIA	181	132	38	36	18	32	4	1	1	1	1

Source: Institute for Public Health of Republic of North Macedonia

Department of health data and publication

INPATIENT HEALTH INSTITUTIONS IN REPUBLIC OF MACEDONIA



**NETWORK OF INPATIENT HEALTH INSTITUTIONS, PERSONNEL AND BEDS
IN REPUBLIC OF NORTH MACEDONIA 2020**

	HOSPITAL INSTITUTIONS	Physicians total	Health personnel with higher and mid-level qualifications	Beds
1	General and clinic hospitals	1330	3078	4181
2	University clinics	706	1594	2057
3	Special Hospital and rehabilitation centers (total)	349	1282	2671
4	Special Hospital for Gynecology and Obstetrics MOTHER TERESA Skopje	52	110	113
5	Special hospital for gynecology, obstetrics SANTE PLUS -Skopje	9	17	15
6	Special Hospital for Gynecology and Obstetrics- Plodnost, Skopje	17	29	13
7	European eye hospital - Skopje	3	11	20
8	Institute for pulmonary diseases in children Kozle, Skopje	48	84	75
9	Special hospitals for pulmonary diseases and tuberculosis	23	57	187
10	Institute for orthopedics and traumatology "St.Erasmo" -Ohrid	26	103	161
11	Neuropsychiatric hospitals	50	327	1003
12	Rehabilitation centers	75	159	467
13	Institute for gerontology "13th November" - Skopje	22	146	342
14	Environmental factor treatment hospitals - Katlanovo, Skopje	4	9	180
15	Out-of-hospital stationary units	4	36	50
	TOTAL	2385	6330	8909

*dentists

Source: Institute for Public Health of Republic of North Macedonia
Department of health data and publication

**NETWORK OF INPATIENT HEALTH INSTITUTIONS, WORKLOAD
IN REPUBLIC OF NORTH MACEDONIA 2020**

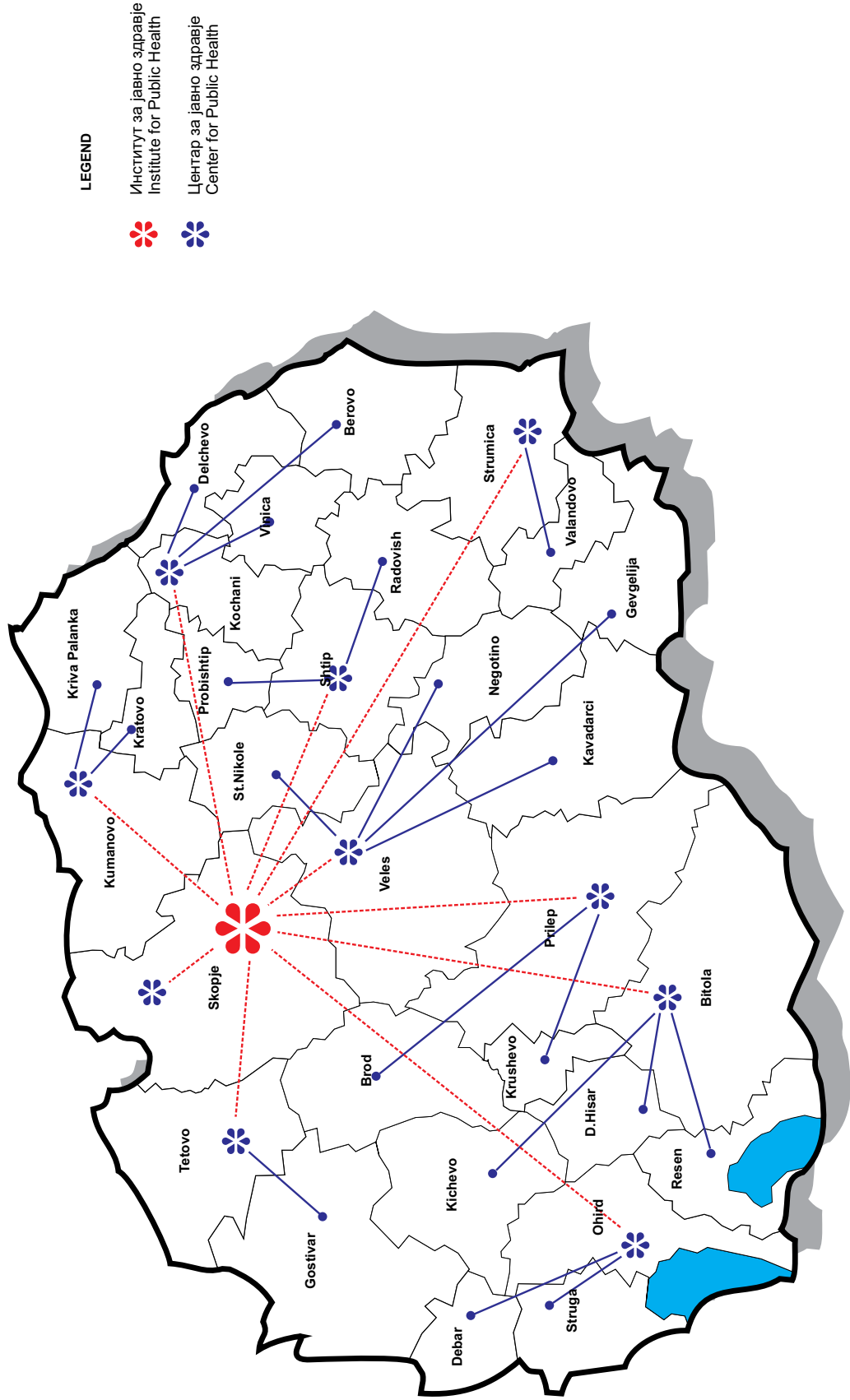
	HOSPITAL INSTITUTIONS	Treated patients	Utilized beddays	Average length of stay	Utilization of hospital facilities	Bed occupancy
1	General and clinic hospitals	94548	642578	6,8	42,1	22,6
2	University clinics	92903	366305	3,9	48,7	45,2
3	Special Hospital and rehabilitation centers (total)	16700	458478	27,5	47,0	6,3
4	Special Hospital for Gynecology and Obstetrics MOTHER TERESA Skopje	6025	19340	3,2	46,8	53,3
5	Special hospital for gynecology, obstetrics SANTE PLUS -Skopje	820	1946	2,4	35,5	54,7
6	Special Hospital for Gynecology and Obstetrics- Plodnost, Skopje	1059	3076	2,9	64,8	81,5
7	European eye hospital - Skopje	1099	1175	1,1	16,1	55,0
8	Institute for pulmonary diseases in children Kozle, Skopje	2219	11448	5,2	41,8	29,6
9	Special hospitals for pulmonary diseases and tuberculosis	2081	17455	8,4	25,6	11,1
10	Institute for orthopedics and traumatology "St.Erasmo" -Ohrid	1433	13386	9,3	22,8	8,9
11	Neuropsychiatric hospitals	2923	279042	6,5	76,2	2,9
12	Rehabilitation centers	4255	75424	17,7	30,2	9,1
13	Institute for gerontology "13th November" - Skopje	192	75937	395,5	60,8	0,6
14	Environmental factor treatment hospitals - Katlanovo, Skopje	481	10129	21,1	15,4	2,7
15	Out-of-hospital stationary units	412	2448	5,9	13,4	8,2
	TOTAL	193527	1493951	7,7	48,9	21,7

Source: Institute for Public Health of Republic of North Macedonia
Department of health data and publication



PRIMARY HEALTH CARE

**INSTITUTE AND CENTERS FOR PUBLIC HEALTH
IN REPUBLIC OF NORTH MACEDONIA**



Source: SSO
Prepare: IPH
Center for statistical health data processing, public health and education
Suzana Dzingelvska, Breda Anđrievska

**HEALTH INSTITUTIONS NETWORK IN PRIMARY
HEALTH CARE IN REPUBLIC OF NORTH MACEDONIA IN 2020**

HEALTH REGIONS	Health stations	Health centers	Out-of-hospital stationary units within health centers
REPUBLIC OF N.MACEDONIA	3	32	6
Berovo	-	2	-
Bitola	-	1	-
M.Brod	-	1	-
Valandovo	-	1	1
Veles	-	1	-
Vinica	-	1	-
Gevgelija	-	1	-
Gostivar	-	2	-
Debar	-	-	-
Delchevo	-	2	-
D.Hisar	-	1	-
Kavadarci	-	-	-
Kichevo	-	1	-
Kochani	-	-	-
Kratovo	-	1	1
Kr.Palanka	-	1	1
Krushevo	-	1	-
Kumanovo	-	1	-
Negotino	-	1	-
Ohrid	-	1	-
Prilep	-	1	-
Probishtip	-	1	1
Radovish	-	1	1
Resen	-	1	-
Sv.Nikole	-	1	1
Skopje	3	2	-
Struga	-	2	-
Strumica	-	1	-
Tetovo	-	1	-
Shtip	-	1	-

Source: Institute for Public Health of Republic of North Macedonia - Skopje
Department of health data and publication

NETWORK OF MEDICAL ORGANIZATIONAL UNITS – LOCATIONS IN PRIMARY AND PREVENTIVE HEALTH CARE IN REPUBLIC OF NORTH MACEDONIA IN 2020

HEALTH REGIONS	General medicine service	Health care service for children aged 0-6	Health care service for school children and youth	Health care service for women
REPUBLIC OF N.MACEDONIA	902	86	35	141
Berovo	14	2	0	2
Bitola	54	7	1	6
M.Brod	5	1	0	0
Valandovo	4	2	1	1
Veles	34	2	1	7
Vinica	11	1	1	2
Gevgelija	20	1	1	3
Gostivar	32	3	2	4
Debar	9	2	1	2
Delchevo	18	3	1	2
D.Hisar	9	2	1	0
Kavadarci	19	4	2	5
Kichevo	16	3	2	4
Kochani	24	2	1	4
Kratovo	5	1	0	1
Kr.Palanka	13	1	1	2
Krushevo	4	1	0	0
Kumanovo	41	1	1	6
Negotino	10	1	0	2
Ohrid	30	5	0	5
Prilep	60	1	1	4
Probishtip	8	3	1	1
Radovish	19	3	2	2
Resen	9	2	1	1
Sv.Nikole	11	1	1	1
Skopje	253	12	6	53
Struga	10	2	1	5
Strumica	49	3	1	4
Tetovo	86	10	1	7
Shtip	25	4	3	5

Source: Institute for Public Health of Republic of North Macedonia - Skopje
Department of health data and publication

**HEALTH PERSONNEL IN RURAL MEDICAL UNITS
BY HEALTH REGIONS IN REPUBLIC OF NORTH MACEDONIA IN 2020**

HEALTH REGIONS	Physicians		Health personnel with higher and mid-level qualification	Units-locations
	constant	temporary		
REPUBLIC OF N.MACEDONIA	221	0	244	168
Berovo	0	0	0	0
Bitola	4	0	4	4
M. Brod	1	0	1	1
Valandovo	0	0	0	0
Veles	4	0	4	4
Vinica	2	0	2	2
Gevgelija	6	0	7	7
Gostivar	8	0	14	8
Debar	4	0	4	4
Delchevo	1	0	1	1
D.Hisar	4	0	5	4
Kavadarci	5	0	5	5
Kichevo	3	0	3	2
Kochani	2	0	2	2
Kratovo	0	0	0	0
K.Palanka	0	0	0	0
Krushevo	0	0	0	0
Kumanovo	8	0	8	5
Negotino	5	0	3	4
Ohrid	2	0	2	1
Prilep	17	0	18	15
Probishtip	1	0	0	0
Radovish	2	0	2	2
Resen	1	0	1	1
Sv.Nikole	2	0	0	0
Skopje	73	0	77	48
Struga	7	0	9	6
Strumica	11	0	27	7
Tetovo	23	0	24	19
Shtip	25	0	21	16

Source: Institute for Public Health of Republic of North Macedonia - Skopje
Department of health data and publication

RURAL MEDICAL UNITS BY HEALTH REGIONS IN REPUBLIC OF NORTH MACEDONIA IN 2020

HEALTH REGIONS	Units-locations		
	TOTAL	With constant physician	With temporary physician
REPUBLIC OF N.MACEDONIA	258	254	4
Berovo	0	0	0
Bitola	4	4	0
M. Brod	1	1	0
Valandovo	0	0	0
Veles	4	4	0
Vinica	2	2	0
Gevgelija	6	6	0
Gostivar	8	11	0
Debar	4	4	0
Delchevo	1	1	0
D.Hisar	4	4	0
Kavadarci	5	5	0
Kichevo	3	3	0
Kochani	2	2	0
Kratovo	0	0	0
K.Palanka	0	0	0
Krushevo	0	0	0
Kumanovo	8	8	0
Negotino	5	5	4
Ohrid	2	2	0
Prilep	17	17	0
Probishtip	1	1	0
Radovish	2	2	0
Resen	1	1	0
Sv.Nikole	2	2	0
Skopje	73	73	0
Struga	11	11	0
Strumica	23	23	0
Tetovo	37	37	0
Shtip	16	25	0

Source: Institute for Public Health of Republic of North Macedonia - Skopje
Department of health data and publication

**HEALTH WORKERS WITH HIGH LEVEL QUALIFICATION
BY HEALTH REGIONS IN PRIMARY HEALTH CARE IN REPUBLIC OF NORTH MACEDONIA
IN 2020**

HEALTH REGIONS	PERSONNEL				
	Number of inhabitants*	Physicians		Dentists	Pharmacists
		Total	Specialists		
REPUBLIC OF N.MACEDONIA	2076217	1439	326	1441	1109
Berovo	17088	24	6	12	10
Bitola	99431	87	17	145	56
M.Brod	10915	15	2	13	3
Valandovo	11597	9	1	7	7
Veles	65528	58	9	49	39
Vinica	19117	21	8	16	10
Gevgelija	33745	26	12	15	9
Gostivar	120155	41	0	26	21
Debar	28186	9	5	6	8
Delchevo	22932	25	5	18	13
D.Hisar	7804	14	2	6	6
Kavadarci	42537	35	11	44	0
Kichevo	5638	36	3	20	20
Kochani	46762	40	21	38	35
Kratovo	8901	12	2	3	5
Kr.Palanka	23123	25	7	0	12
Krushevo	9227	8	1	7	5
Kumanovo	143548	82	13	54	74
Negotino	23051	18	3	4	9
Ohrid	54771	42	22	41	59
Prilep	93253	110	26	107	62
Probishtip	14679	19	3	9	8
Radovish	32528	29	3	22	10
Resen	16037	13	3	9	14
Sv.Nikole	19790	21	5	11	4
Skopje	633764	350	76	563	317
Struga	68408	15	5	40	41
Strumica	94461	83	9	7	59
Tetovo	202361	133	40	106	99
Shtip	52464	39	6	43	46

*Source: State Statistical Office

Source: Institute for Public Health of Republic of North Macedonia - Skopje
Department of health data and publication

**HEALTH WORKERS WITH HIGHER-LEVEL, MID-LEVEL AND LOW-LEVEL
QUALIFICATION IN PRIMARY HEALTH CARE IN REPUBLIC OF NORTH MACEDONIA
IN 2020**

HEALTH REGIONS	PERSONNEL				Units- locations
	HEALTH WORKERS				
	Висока CC	Higher-level qualification	Mid-level education	Low-level education	
REPUBLIC OF N.MACEDONIA	149	75	1509	14	968
Berovo	5	6	30	0	14
Bitola	4	4	81	0	54
M.Brod	2	2	15	0	5
Valandovo	3	3	9	0	4
Veles	0	2	64	13	34
Vinica	0	2	23	0	11
Gevgelija	0	0	39	0	20
Gostivar	0	0	59	0	32
Debar	1	0	10	0	9
Delchevo	0	2	35	0	18
D.Hisar	2	0	19	0	9
Kavadarci	0	6	45	1	19
Kichevo	2	0	42	0	16
Kochani	0	8	37	0	24
Kratovo	0	0	16	0	5
Kr.Palanka	1	0	24	0	28
Krushevo	1	0	12	0	4
Kumanovo	7	0	93	0	41
Negotino	0	5	14	0	10
Ohrid	0	1	39	0	30
Prilep	3	15	83	0	60
Probishtip	1	2	14	0	8
Radovish	0	3	27	0	19
Resen	1	0	20	0	9
Sv.Nikole	0	1	19	0	11
Skopje	6	6	344	0	253
Struga	0	0	17	0	61
Strumica	0	2	89	0	49
Tetovo	0	0	153	0	86
Shtip	0	5	37	0	25

* Stomatological Health Care Included

Source: Institute for Public Health of Republic of North Macedonia - Skopje
Department of health data and publication

**MEDICAL AND NON-MEDICAL WORKERS IN HEALTH STATIONS
IN REPUBLIC OF NORTH MACEDONIA IN 2020**

HEALTH STATIONS	Total	Medical workers	Non-medical workers		Units-locations
			Total	% of all workers	
REPUBLIC OF N.MACEDONIA	243	184	59	24,3	3
H.S. Zelezara - Skopje	58	46	12	20,7	1
H.S. within University "St. Cyril and Methodius - Skopje	21	16	5	23,8	1
Food and Veterinary Agency Skopje	164	122	42	25,6	1

Source: Institute for Public Health of Republic of North Macedonia - Skopje
Department of health data and publication

**MEDICAL AND NON-MEDICAL WORKERS IN HEALTH CENTERS
IN REPUBLIC OF NORTH MACEDONIA IN 2020**

HEALTH REGIONS	Total	Medical workers	Non-medical workers	
			Total	% of all workers
REPUBLIC OF N.MACEDONIA	4252	3168	1084	25,5
Berovo	42	31	11	26,2
Pehcevo	39	28	11	28,2
Bitola	240	179	61	25,4
Makedonski Brod	63	43	20	31,7
Valandovo	63	39	24	38,1
Veles	116	73	43	37,1
Vinica	68	51	17	25,0
Gevgelija	70	49	21	30,0
Gostivar	163	136	27	16,6
Mavrovo and Rostusha	37	21	16	43,2
Debar	0	0	0	0,0
Delchevo	71	53	18	25,4
Makedonska Kamenica	30	22	8	26,7
Demir Hisar	68	46	22	32,4
Kavadarci	0	0	0	0,0
Kichevo	103	83	20	19,4
Kochani	0	0	0	0,0
Kratovo	57	35	22	38,6
Kriva Palanka	137	94	43	31,4
Krushevo	54	35	19	35,2
Kumanovo	260	187	73	28,1
Negotino	109	79	30	27,5
Ohrid	158	113	45	28,5
Prilep	235	178	57	24,3
Probishtip	56	39	17	30,4
Radovish	74	53	21	28,4
Resen	89	69	20	22,5
Sveti Nikole	62	54	8	12,9
Health center - Skopje	1136	878	258	22,7
Health center „Zeleznicar“-Skopje	54	44	10	18,5
Struga	86	57	29	33,7
Vevshani	65	65	0	0,0
Strumica	122	96	26	21,3
Tetovo	230	166	64	27,8
Shtip	95	72	23	24,2

Source: Institute for Public Health of Republic of North Macedonia - Skopje

Department of health data and publication

HEALTH WORKERS IN PRIMARY HEALTH CARE IN REPUBLIC OF NORTH MACEDONIA IN 2020

HEALTH REGIONS	Inhabitants per	
	Physician	Dentist
REPUBLIC OF N.MACEDONIA	1440.3	1456.5
Berovo	949.3	24.1
Bitola	1462.2	710.2
M.Brod	1212.8	839.6
Valandovo	1449.6	11597.0
Veles	1394.2	1337.3
Vinica	1470.5	1194.8
Gevgelija	2410.4	2249.7
Gostivar	3003.9	4621.3
Debar	7046.5	4697.7
Delchevo	1146.6	1274.0
D.Hisar	780.4	1560.8
Kavadarci	1849.4	966.8
Kichevo	2013.1	2818.4
Kochani	2461.2	1230.6
Kratovo	890.1	2967.0
Kr.Palanka	1360.2	#DIV/0!
Krushevo	1537.8	1318.1
Kumanovo	2208.4	2658.3
Negotino	1646.5	5762.8
Ohrid	2738.6	1335.9
Prilep	1371.4	871.5
Probishtip	1334.5	1631.0
Radovish	1251.1	1478.5
Resen	1781.9	1781.9
Sv.Nikole	1236.9	1799.1
Skopje	2400.6	1125.7
Struga	6840.8	1710.2
Strumica	1276.5	13494.4
Tetovo	2175.9	1927.2
Shtip	1748.8	1279.6

Source: Institute for Public Health of Republic of North Macedonia - Skopje
Department of health data and publication

HEALTH WORKERS IN PRIMARY HEALTH CARE BY HEALTH CARE SERVICES IN REPUBLIC OF NORTH MACEDONIA IN 2020

HEALTH CARE SERVICES	Number of inhabitants*	PERSONNEL			
		Total	Physicians	Specialists	Dentists
REPUBLIC OF N.MACEDONIA	2072531	1404	580	1435	1053
General practice	1620708	1054	326		
Occupational health services	1620708	7	5		
Health care of children	816771	160	160		
Health care of school children and youth	299614	63	35		
Health care of women	152209	120	54		
Polyvalent patronage					
Dental health services	2072531			1435	
Pharmacy	2072531				1053
Out-of-hospital stationary units					

*State Statistical Office

 Source: Institute for Public Health of Republic of North Macedonia - Skopje
 Department of health data and publication

HEALTH WORKERS IN PRIMARY HEALTH CARE BY HEALTH CARE SERVICES IN REPUBLIC OF NORTH MACEDONIA IN 2020

HEALTH CARE SERVICES	PERSONNEL					Units-location
	HEALTH WORKERS				High PE	
	High-level qualification	Mid-level education	Low-level education			
REPUBLIC OF N.MACEDONIA	82	249	4326	10	2535	
General practice	22	75	1509	10	902	
Occupational health services		1	10	0	3	
Health care of children	1	5	168	0	141	
Health care of school children and youth	8	0	74		35	
Health care of women	15	4	140		86	
Polyvalent patronage	20	6	173			
Dental Health Services	0	152	1050		855	
Pharmacy	16	6	1202		513	
Out-of-hospital stationary units		4	38	4		

Source: Institute for Public Health of Republic of North Macedonia - Skopje
Department of health data and publication

**HEALTH WORKERS IN GENERAL PRACTICE SERVICES BY HEALTH REGIONS
IN REPUBLIC OF NORTH MACEDONIA IN 2020**

HEALTH REGIONS	PHYSICIANS			Health workers with Higher-level and Mid-level qualification		
	TOTAL	Specialists	Rural	TOTAL	Rural	Per 1 physician
REPUBLIC OF N.MACEDONIA	1439	327	212	1868	270	1,3
Berovo	24	6	0	36	0	1,5
Bitola	87	17	4	94	13	1,1
M.Brod	15	2	1	17	1	1,1
Valandovo	9	1	0	12	0	1,3
Veles	58	9	4	70	4	1,2
Vinica	21	8	2	27	2	1,3
Gevgelija	26	12	6	46	7	1,8
Gostivar	41	0	8	73	14	1,8
Debar	9	5	4	16	4	1,8
Delchevo	25	5	1	39	1	1,6
D.Hisar	14	2	4	24	5	1,7
Kavadarci	35	11	5	56	5	1,6
Kichevo	36	3	3	45	3	1,3
Kochani	40	21	2	47	2	1,2
Kratovo	12	2	0	16	0	1,3
Kr.Palanka	25	7	0	24	0	1,0
Krushevo	8	1	0	13	0	1,6
Kumanovo	82	13	8	107	8	1,3
Negotino	18	3	5	17	3	0,9
Ohrid	42	22	2	42	2	1,0
Prilep	110	26	17	116	18	1,1
Probishtip	19	3	1	18	0	0,9
Radovish	29	3	2	34	2	1,2
Resen	13	3	1	21	1	1,6
Sv.Nikole	21	5	2	20	2	1,0
Skopje	350	76	73	443	77	1,3
Struga	15	5	11	44	27	2,9
Strumica	83	9	11	113	24	1,4
Tetovo	133	40	37	196	42	1,5
Shtip	39	6	0	42	0	1,1

Source: Institute for Public Health of Republic of North Macedonia - Skopje
Department of health data and publication

**HEALTH WORKERS IN CHILDREN HEALTH SERVICES
IN REPUBLIC OF NORTH MACEDONIA IN 2020**

HEALTH REGIONS	PHYSICIANS		Health workers with Higher-level and Mid-level qualification	
	TOTAL	Specialists	TOTAL	Per 1 physician
REPUBLIC OF N.MACEDONIA	120	54	159	1,3
Berovo	2	1	2	1,0
Bitola	20	9	17	0,9
M.Brod	1	0	2	2,0
Valandovo	2	1	2	1,0
Veles	7	4	4	0,6
Vinica	0	0	0	0,0
Gevgelija	0	0	0	0,0
Gostivar	5	1	24	4,8
Debar	2	2	4	2,0
Delchevo	2	2	2	1,0
D.Hisar	3	1	3	1,0
Kavadarci	0	0	0	0,0
Kichevo	3	2	2	0,7
Kochani	2	1	1	0,5
Kratovo	1	1	1	1,0
Kr.Palanka	0	0	0	0,0
Krushevo	0	0	0	0,0
Kumanovo	8	1	16	2,0
Negotino	1	1	2	2,0
Ohrid	4	1	1	0,3
Prilep	3	3	9	3,0
Probishtip	2	2	2	1,0
Radovish	5	3	5	1,0
Resen	4	2	4	1,0
Sv.Nikole	1	1	2	2,0
Skopje	1	1	1	1,0
Struga	4	2	4	1,0
Strumica	3	1	2	0,7
Tetovo	21	8	38	1,8
Shtip	13	3	9	0,7

Source: Institute for Public Health of Republic of North Macedonia - Skopje
Department of health data and publication

**HEALTH WORKERS IN SCHOOL CHILDREN AND YOUTH HEALTH SERVICES
IN REPUBLIC OF NORTH MACEDONIA IN 2020**

HEALTH REGIONS	PHYSICIANS		Health workers with Higher-level and Mid-level qualification	
	TOTAL	Specialists	TOTAL	Per 1 physician
REPUBLIC OF N.MACEDONIA	63	35	82	1,3
Berovo	0	0	0	0,0
Bitola	6	2	6	1,0
M.Brod	0	0	0	0,0
Valandovo	1	1	1	1,0
Veles	2	2	4	2,0
Vinica	2	1	1	0,5
Gevgelija	1	1	1	1,0
Gostivar	3	0	4	1,3
Debar	1	0	2	2,0
Delchevo	1	1	1	1,0
D.Hisar	1	1	1	0,0
Kavadarci	3	3	4	1,3
Kichevo	3	3	4	1,3
Kochani	0	0	1	0,0
Kratovo	0	0	0	0,0
Kr.Palanka	0	0	3	0,0
Krushevo	0	0	0	0,0
Kumanovo	1	0	4	4,0
Negotino	0	0	0	0,0
Ohrid	0	0	0	0,0
Prilep	5	2	10	2,0
Probishtip	1	0	1	0,0
Radovish	4	1	3	0,8
Resen	0	0	1	0,0
Sv.Nikole	1	1	1	1,0
Skopje	11	8	12	1,1
Struga	4	3	2	0,5
Strumica	4	1	4	1,0
Tetovo	4	1	8	2,0
Shtip	4	3	3	0,8

Source: Institute for Public Health of Republic of North Macedonia - Skopje
Department of health data and publication

**HEALTH WORKERS IN WOMEN HEALTH SERVICES
IN REPUBLIC OF NORTH MACEDONIA IN 2020**

HEALTH REGIONS	PHYSICIANS		Health workers with Higher-level and Mid-level qualification	
	TOTAL	Specialists	TOTAL	Per 1 physician
REPUBLIC OF N.MACEDONIA	160	160	174	1,1
Berovo	2	2	2	1,0
Bitola	8	8	9	1,1
M.Brod	0	0	0	0,0
Valandovo	1	1	1	0,0
Veles	7	7	7	1,0
Vinica	2	2	2	0,0
Gevgelija	3	3	3	1,0
Gostivar	4	4	5	1,3
Debar	2	2	2	0,0
Delchevo	2	2	2	1,0
D.Hisar	0	0	0	0,0
Kavadarci	5	5	4	0,8
Kichevo	4	4	5	1,3
Kochani	4	4	4	1,0
Kratovo	1	1	1	1,0
Kr.Palanka	2	2	2	1,0
Krushevo	0	0	0	0,0
Kumanovo	7	7	10	1,4
Negotino	2	2	2	1,0
Ohrid	5	5	5	1,0
Prilep	4	4	7	1,8
Probishtip	1	1	1	1,0
Radovish	2	2	2	1,0
Resen	1	1	1	1,0
Sv.Nikole	1	1	1	1,0
Skopje	63	63	62	1,0
Struga	6	6	4	0,7
Strumica	5	5	5	0,0
Tetovo	7	7	18	2,6
Shtip	9	9	7	0,8

Source: Institute for Public Health of Republic of North Macedonia - Skopje
Department of health data and publication

**HEALTH WORKERS IN POLYVALENT PATRONAGE
IN REPUBLIC OF NORTH MACEDONIA IN 2020**

HEALTH REGIONS	PATRONAGE NURSES			
	TOTAL	With higher qualification	With mid-level qualification	Inhabitants per 1 patronage nurse
REPUBLIC OF N.MACEDONIA	302	43	259	6862,7
Berovo	5	0	5	3417,6
Bitola	14	4	10	7102,2
M.Brod	3	1	2	3638,3
Valandovo	2	0	2	5798,5
Veles	6	2	4	10921,3
Vinica	3	1	2	6372,3
Gevgelija	6	0	6	5624,2
Gostivar	22	1	21	5461,6
Debar	5	0	5	5637,2
Delchevo	6	0	6	3822,0
D.Hisar	2	0	2	3902,0
Kavadarci	9	3	6	4726,3
Kichevo	12	3	9	4697,3
Kochani	7	0	7	6680,3
Kratovo	2	0	2	4450,5
Kr.Palanka	5	1	4	4624,6
Krushevo	1	0	1	9227,0
Kumanovo	22	1	21	6524,9
Negotino	5	1	4	4610,2
Ohrid	14	9	5	3912,2
Prilep	17	1	16	5485,5
Probishtip	1	0	1	14679,0
Radovish	5	0	5	6505,6
Resen	7	3	4	2291,0
Sv.Nikole	3	1	2	6596,7
Skopje	67	8	59	9459,2
Struga	11	0	11	6218,9
Strumica	14	2	12	6747,2
Tetovo	19	1	18	10650,6
Shtip	7	0	7	7494,9

Source: Institute for Public Health of Republic of North Macedonia - Skopje
Department of health data and publication

**HEALTH WORKERS DENTAL HEALTH SERVICES
IN REPUBLIC OF NORTH MACEDONIA IN 2020**

HEALTH REGIONS	DENTISTS		Health workers with Higher-level and Mid-level qualification	
	TOTAL	Specialists	TOTAL	Per 1 dentist
REPUBLIC OF N.MACEDONIA	1435	446	1193	0,8
Berovo	12	1	10	0,8
Bitola	145	38	153	1,1
M.Brod	13	0	6	0,5
Valandovo	1	1	1	1,0
Veles	49	11	48	1,0
Vinica	16	5	10	0,6
Gevgelija	15	3	12	0,8
Gostivar	26	4	28	1,1
Debar	6	1	4	0,7
Delchevo	18	5	5	0,3
D.Hisar	6	2	6	1,0
Kavadarci	44	13	41	0,9
Kichevo	20	6	18	0,9
Kochani	38	10	35	0,9
Kratovo	3	1	3	1,0
Kr.Palanka	0	0	0	0,0
Krushevo	7	2	6	0,9
Kumanovo	54	15	50	0,9
Negotino	4	1	3	0,8
Ohrid	41	15	36	0,9
Prilep	107	13	107	1,0
Probishtip	9	3	7	0,8
Radovish	22	1	19	0,9
Resen	9	2	10	1,1
Sv.Nikole	11	1	11	1,0
Skopje	563	249	384	0,7
Struga	40	6	31	0,8
Strumica	7	1	9	1,3
Tetovo	106	19	105	1,0
Shtip	43	17	35	0,8

Source: Institute for Public Health of Republic of North Macedonia - Skopje
Department of health data and publication

VISITS IN PRIMARY HEALTH CARE IN REPUBLIC OF NORTH MACEDONIA IN 2020

HEALTH REGIONS	Number of visits	Per 1000 inhabitants
REPUBLIC OF N.MACEDONIA	959407	169529,4
Berovo	117648	6884,8
Bitola	553267	5564,3
M.Brod	36314	3327,0
Valandovo	57750	4979,7
Veles	558881	8528,9
Vinica	116810	6110,3
Gevgelija	238073	7055,1
Gostivar	276826	2303,9
Debar	51897	1841,2
Delchevo	126015	5495,2
D.Hisar	38374	4917,2
Kavadarci	454244	10678,8
Kichevo	191883	3404,1
Kochani	311677	6665,2
Kratovo	73603	8269,1
Kr.Palanka	173595	7507,5
Krushevo	43902	4758,0
Kumanovo	514874	3586,8
Negotino	192111	8334,2
Ohrid	47353	864,6
Prilep	712964	7645,5
Probishtip	121155	8253,6
Radovish	228509	7025,0
Resen	62936	3924,4
Sv.Nikole	153848	7774,0
Skopje	2038828	3217,0
Struga	36813	538,1
Strumica	666208	7052,7
Tetovo	917727	4535,1
Shtip	445322	8488,1

Source: Institute for Public Health of Republic of North Macedonia - Skopje
Department of health data and publication

**VISITS AT GENERAL PRACTICE PHYSICIAN'S OFFICE
IN REPUBLIC OF NORTH MACEDONIA IN 2020**

HEALTH REGIONS	Visits at physician's office		Number of revisits per 1 initial visit	Dally visits per 1 physician
	Total	Initial visits		
REPUBLIC OF N.MACEDONIA	8053523	3219947	1,5	20,0
Berovo	105603	30966	2,4	15,7
Bitola	460463	152041	2,0	18,9
M.Brod	33123	20290	0,6	7,9
Valandovo	48510	14785	2,3	19,3
Veles	463440	166520	1,8	28,5
Vinica	104355	30830	2,4	17,7
Gevgelija	216865	75207	1,9	29,8
Gostivar	213393	87070	1,5	18,6
Debar	39366	40635	0,0	15,6
Delchevo	113414	30558	2,7	16,2
D.Hisar	35372	15750	1,2	9,0
Kavadarci	389282	143310	1,7	39,7
Kichevo	157156	77923	1,0	15,6
Kochani	270274	62299	3,3	24,1
Kratovo	68219	11246	5,1	20,3
Kr.Palanka	156666	71565	1,2	22,4
Krushevo	40961	10659	2,8	18,3
Kumanovo	415331	154693	1,7	18,1
Negotino	167105	60210	1,8	33,2
Ohrid	36251	20019	0,8	3,1
Prilep	626293	159226	2,9	20,3
Probishtip	109851	37056	2,0	20,6
Radovish	182500	81323	1,2	22,5
Resen	49547	17319	1,9	13,6
Sv.Nikole	136479	2804	47,7	23,2
Skopje	1704424	838234	1,0	17,4
Struga	29942	17271	0,7	7,1
Strumica	588787	200894	1,9	25,3
Tetovo	703706	453568	0,6	18,9
Shtip	386845	135676	1,9	35,4

Source: Institute for Public Health of Republic of North Macedonia - Skopje
Department of health data and publication

VISITS AT CHILDREN HEALTH SERVICES PHYSICIAN'S OFFICE IN REPUBLIC OF NORTH MACEDONIA IN 2020

HEALTH REGIONS	Visits at physician's office		Number of revisits per 1 initial visit	Dally visits per 1 physician
	Total	Initial visits		
REPUBLIC OF N.MACEDONIA	464919	321252	0,4	13,8
Berovo	2292	1683	0,4	4,1
Bitola	26217	18140	0,4	4,7
M.Brod	1115	1056	0,1	4,0
Valandovo	1491	1238	0,2	2,7
Veles	27396	16099	0,7	14,0
Vinica	4042	1715	1,4	0,0
Gevgelija	6933	4449	0,6	0,0
Gostivar	15853	12050	0,3	11,3
Debar	4648	3596	0,3	8,3
Delchevo	3883	1664	1,3	6,9
D.Hisar	856	640	0,3	1,0
Kavadarci	18244	10603	0,7	0,0
Kichevo	7896	5204	0,5	9,4
Kochani	10652	6087	0,7	19,0
Kratovo	1523	747	1,0	5,4
Kr.Palanka	4454	3004	0,5	0,0
Krushevo	232	108	1,1	0,0
Kumanovo	41182	27555	0,5	18,4
Negotino	6115	3133	1,0	21,8
Ohrid	6392	4637	0,4	5,7
Prilep	19396	9745	1,0	23,1
Probishtip	3951	2517	0,6	7,1
Radovish	15336	10042	0,5	11,0
Resen	2883	2511	0,1	2,6
Sv.Nikole	5171	2291	1,3	18,5
Skopje	91520	56641	0,6	326,9
Struga	2241	2199	0,0	2,0
Strumica	42180	31458	0,3	50,2
Tetovo	74125	70697	0,0	12,6
Shtip	16700	9743	0,7	4,6

Source: Institute for Public Health of Republic of North Macedonia - Skopje
Department of health data and publication

**VISITS AT SCHOOL CHILDREN AND YOUTH HEALTH SERVICES PHYSICIAN'S OFFICE
IN REPUBLIC OF NORTH MACEDONIA IN 2020**

HEALTH REGIONS	Visits at physician's office		Number of revisits per 1 initial visit	Dally visits per 1 physician
	Total	Initial visits		
REPUBLIC OF N.MACEDONIA	686145	446352	0,5	38,9
Berovo	2855	2046	0,4	0,0
Bitola	36903	26277	0,4	22,0
M.Brod	2076	1691	0,2	0,0
Valandovo	2763	1742	0,6	9,9
Veles	37937	20164	0,9	45,2
Vinica	5074	2270	1,2	0,0
Gevgelija	8486	5435	0,6	30,3
Gostivar	23748	15883	0,5	28,3
Debar	6635	5909	0,0	0,0
Delchevo	4055	1536	1,6	14,5
D.Hisar	2146	1395	0,5	0,0
Kavadarci	20102	13147	0,5	23,9
Kichevo	9276	6108	0,5	11,0
Kochani	13136	7256	0,8	0,0
Kratovo	2955	1405	1,1	0,0
Kr.Palanka	7949	5370	0,5	0,0
Krushevo	2709	654	3,1	0,0
Kumanovo	42082	25443	0,7	150,3
Negotino	13809	6730	1,1	0,0
Ohrid	1097	563	0,9	0,0
Prilep	46438	20634	1,3	33,2
Probishtip	4973	3282	0,5	0,0
Radovish	18500	12300	0,5	16,5
Resen	6710	4600	0,5	0,0
Sv.Nikole	7632	4164	0,8	27,3
Skopje	212678	125839	0,7	58,4
Struga	3615	1586	1,3	3,2
Strumica	24003	16275	0,5	28,6
Tetovo	96289	94905	0,0	86,0
Shtip	19514	11743	0,7	23,2

Source: Institute for Public Health of Republic of North Macedonia - Skopje
Department of health data and publication

**VISITS AT WOMEN HEALTH SERVICES PHYSICIAN'S OFFICE
IN REPUBLIC OF NORTH MACEDONIA IN 2020**

HEALTH REGIONS	Visits at physician's office		Number of revisits per 1 initial visit	Dally visits per 1 physician
	Total	Initial visits		
REPUBLIC OF N.MACEDONIA	355180	193258	0,8	7,9
Berovo	6898	5480	0,3	12,3
Bitola	29684	11569	1,6	13,3
M.Brod	0	0	0,0	0,0
Valandovo	4986	2163	1,3	17,8
Veles	30108	13821	1,2	15,4
Vinica	3339	2343	0,4	6,0
Gevgelija	5789	1366	3,2	6,9
Gostivar	23832	2241	9,6	21,3
Debar	1248	687	0,0	2,2
Delchevo	4663	3057	0,5	8,3
D.Hisar	0	0	0,0	0,0
Kavadarci	26616	14416	0,8	19,0
Kichevo	17555	8029	1,2	15,7
Kochani	17615	11350	0,6	15,7
Kratovo	906	750	0,2	3,2
Kr.Palanka	4526	1800	1,5	8,1
Krushevo	0	0	0,0	0,0
Kumanovo	16279	5860	1,8	8,3
Negotino	5082	3778	0,0	9,1
Ohrid	3613	1572	1,3	2,6
Prilep	20837	9275	1,2	18,6
Probishtip	2380	1365	0,7	8,5
Radovish	12173	8245	0,5	21,7
Resen	3796	2635	0,4	13,6
Sv.Nikole	4566	1750	1,6	16,3
Skopje	30206	25566	0,2	1,7
Struga	1015	502	1,0	0,6
Strumica	11238	5603	1,0	8,0
Tetovo	43607	36107	0,2	22,2
Shtip	22623	11928	0,9	9,0

Source: Institute for Public Health of Republic of North Macedonia - Skopje
Department of health data and publication



SECONDARY HEALTH CARE

NETWORK OF HEALTH INSTITUTIONS IN SECONDARY HEALTH CARE IN REPUBLIC OF NORTH MACEDONIA IN 2020

HEALTH REGIONS	General hospitals	Clinical hospitals	Institutes for health protection	Rehabilitation and treatment centers	Special hospitals for pulmonary diseases and TB	Special hospitals for psychiatric diseases	Other special hospitals
REPUBLIC OF N. MACEDONIA	15	5	10	6	2	3	6
Bitola	0	1	1	1	0	0	1
M. Brod	0	0	0	0	0	0	0
Valandovo	0	0	0	0	0	0	0
Veles	1	0	1	0	1	0	0
Vinica	0	0	0	0	0	0	0
Gevgelija	1	0	0	0	0	1	0
Gostivar	1	0	0	0	0	0	0
Debar	1	0	0	0	0	0	0
Delchevo	0	0	0	0	0	0	0
D. Hisar	0	0	0	0	0	1	0
Kavadarci	1	0	0	0	0	0	0
Kichevo	1	0	0	0	0	0	0
Kochani	1	0	1	0	0	0	0
Kratovo	0	0	0	0	0	0	0
Kr. Palanka	0	0	0	0	0	0	0
Krushevo	0	0	0	0	0	0	0
Kumanovo	1	0	1	0	0	0	0
Negotino	0	0	0	0	0	0	0
Ohrid	1	0	1	1	0	0	1
Prilep	1	0	1	0	0	0	0
Probishtip	0	0	0	0	0	0	0
Radovish	0	0	0	0	0	0	0
Resen	0	0	0	1	0	0	0
Sv. Nikole	0	0	0	0	0	0	0
Skopje	2	2	1	2	0	1	4
Struga	1	0	0	1	0	0	0
Strumica	1	0	1	0	0	0	0
Tetovo	1	1	1	0	1	0	0
Shtip	0	1	1	0	0	0	0

Source: Institute for Public Health of Republic of North Macedonia - Skopje
Department of health data and publication

**HEALTH WORKERS IN SPECIALIST-CONSULTANCY PRACTICE
IN SECONDARY HEALTH CARE IN REPUBLIC OF NORTH MACEDONIA IN 2020**

HEALTH REGIONS	UNITS LOCATIONS	PHYSICIANS		Health workers with Higher-level and Mid-level qualification	
		TOTAL	Specialists	TOTAL	Per 1 physician
REPUBLIC OF N.MACEDONIA	544	933	747	1579	1,7
Berovo	6	7	5	6	0,9
Bitola	46	80	68	118	1,5
M.Brod	2	2	2	3	1,5
Valandovo	2	3	2	3	1,0
Veles	22	31	26	46	1,5
Vinica	5	7	4	6	0,9
Gevgelija	15	14	14	16	1,1
Gostivar	17	51	24	111	2,2
Debar	11	14	9	20	1,4
Delchevo	9	16	10	21	1,3
D.Hisar	5	6	5	6	1,0
Kavadarci	20	20	14	37	1,9
Kichevo	12	21	14	30	1,4
Kochani	20	24	17	44	1,8
Kratovo	4	4	3	3	0,8
Kr.Palanka	6	5	5	12	2,4
Krushevo	2	2	2	3	1,5
Kumanovo	28	57	37	105	1,8
Negotino	11	12	8	15	1,3
Ohrid	12	37	30	74	2,0
Prilep	25	32	28	75	2,3
Probishtip	4	6	3	6	1,0
Radovish	8	12	7	8	0,7
Resen	9	14	12	17	1,2
Sv.Nikole	4	6	6	8	1,3
Skopje	150	288	258	513	1,8
Struga	11	27	21	44	1,6
Strumica	25	42	30	98	2,3
Tetovo	32	64	55	90	1,4
Shtip	21	29	28	41	1,4

Source: Institute for Public Health of Republic of North Macedonia - Skopje
Department of health data and publication

**HEALTH WORKERS IN SERVICES FOR PULMONARY DISEASES
AND TUBERCULOSIS IN REPUBLIC OF NORTH MACEDONIA IN 2020**

HEALTH REGIONS	PHYSICIANS		Health workers with Higher-level and Mid-level qualification
	TOTAL	Specialists	TOTAL
REPUBLIC OF N.MACEDONIA	11	10	17
Berovo	0	0	0
Bitola	1	1	2
M.Brod	0	0	0
Valandovo	0	0	0
Veles	1	1	1
Vinica	0	0	0
Gevgelija	0	0	0
Gostivar	3	3	6
Debar	0	0	0
Delchevo	0	0	0
D.Hisar	0	0	0
Kavadarci	0	0	0
Kichevo	0	0	0
Kochani	0	0	0
Kratovo	0	0	0
Kr.Palanka	0	0	0
Krushevo	0	0	0
Kumanovo	0	0	0
Negotino	0	0	0
Ohrid	0	0	0
Prilep	1	1	1
Probishtip	1	1	1
Radovish	0	0	0
Resen	0	0	0
Sv.Nikole	0	0	0
Skopje	0	0	0
Struga	0	0	0
Strumica	0	0	0
Tetovo	4	3	6
Shtip	0	0	0

Source: Institute for Public Health of Republic of North Macedonia - Skopje
Department of health data and publication

**HEALTH WORKERS IN SERVICES FOR MEDICAL REHABILITATION
IN SECONDARY HEALTH CARE IN REPUBLIC OF NORTH MACEDONIA IN 2020**

HEALTH REGIONS	UNITS LOCATIONS	PHYSICIANS		Health workers with Higher-level and Mid-level qualification	
		TOTAL	Specialists	TOTAL	Per 1 physician
REPUBLIC OF N.MACEDONIA	31	51	40	259	5,1
Berovo					
Bitola	2	2	2	25	12,5
M. Brod					
Valandovo	1	1	0	2	2,0
Veles	1	1	1	11	11,0
Vinica					
Gevgelija	1	1	1	31	31,0
Gostivar	1	3	2	18	6,0
Debar					
Delchevo					
Demir Hisar					
Kavadarci	1	2	2	4	2,0
Kichevo					
Kochani	2	1	1	8	8,0
Kratovo	1	1	1	2	2,0
Kr.Palanka	1	1	1	2	2,0
Krushevo					
Kumanovo	2	4	2	25	6,3
Negotino	1	2	1	4	2,0
Ohrid	1	0	0	0	
Prilep	1	3	3	23	7,7
Probishtip					
Radovish					
Resen					
Sv.Nikole					
Skopje	11	20	17	56	2,8
Struga	1	0	0	0	
Strumica	1	3	2	23	7,7
Tetovo	1	5	3	24	4,8
Shtip	1	1	1	1	1,0

Source: Institute for Public Health of Republic of North Macedonia - Skopje
Department of health data and publication

HEALTHCARE WORKERS IN THE SERVICE FOR TRANSFUSION OF BLOOD IN SECONDARY HEALTH CARE IN THE REPUBLIC OF NORTH MACEDONIA IN 2020

HEALTH REGIONS	UNITS LOCATIONS	PHYSICIANS		Health workers with Higher-level and Mid-level qualification	
		TOTAL	Specialists	TOTAL	Per 1 physician
REPUBLIC OF N.MACEDONIA	17	43	30	99	2,3
Bitola	1	7	7	13	1,9
Veles	1	1	0	3	3,0
Gevgelija	1	1	1	3	3,0
Gostivar	1	5	4	9	1,8
Kavadarci	1	2	1	6	3,0
Kichevo	1	1	0	6	6,0
Kochani	1	2	1	3	1,5
Kr.Palanka	1	1	1	1	1,0
Kumanovo	1	2	1	8	4,0
Ohrid	1	3	2	7	2,3
Prilep	1	3	2	8	2,7
Skopje	2	0	0	0	0,0
Struga	1	2	0	7	3,5
Strumica	1	3	3	7	2,3
Tetovo	1	6	4	11	1,8
Shtip	1	4	3	7	1,8

Source: Institute for Public Health of Republic of North Macedonia - Skopje
Department of health data and publication

**HEALTH WORKERS IN SERVICES FOR DERMATOVENEROLOGY
IN REPUBLIC OF NORTH MACEDONIA IN 2020**

HEALTH REGIONS	PHYSICIANS		Health workers with Higher-level and Mid-level qualification	
	TOTAL	Specialists	TOTAL	Per 1 physician
REPUBLIC OF N.MACEDONIA	6	5	7	1,2
Bitola	1	1	1	1,0
Ohrid	3	2	4	1,3
Prilep	2	2	2	1,0

Source: Institute for Public Health of Republic of North Macedonia - Skopje
Department of health data and publication

VISITS AT SPECIALIST-CONSULTANCY SERVICES PHYSICIAN'S OFFICE IN SECONDARY HEALTH CARE IN REPUBLIC OF NORTH MACEDONIA IN 2020

HEALTH REGIONS	Visits at physician's office		Number of revisits on initial visits	Dally visits per 1 physician
	Total	Initial visits		
REPUBLIC OF N.MACEDONIA	2638803	1979803	0,3	10,1
Berovo	8793	7678	0,1	4,5
Bitola	204491	182652	0,1	9,1
M.Brod	4298	3458	0,2	7,7
Valandovo	3769	2135	0,8	4,5
Veles	96925	75236	0,3	11,2
Vinica	10243	9694	0,1	5,2
Gevgelija	46241	30690	0,5	11,8
Gostivar	72421	48161	0,5	5,1
Debar	21378	12328	0,7	5,5
Delchevo	20577	12024	0,7	4,6
D.Hisar	7634	7201	0,1	4,5
Kavadarci	88162	70228	0,3	15,7
Kichevo	43784	32551	0,3	7,4
Kochani	76481	55168	0,4	11,4
Kratovo	5373	3089	0,7	4,8
Kr.Palanka	26840	22740	0,2	19,2
Krushevo	6191	6040	0,0	11,1
Kumanovo	198000	155989	0,3	12,4
Negotino	26234	23057	0,1	7,8
Ohrid	145031	114715	0,3	14,0
Prilep	155439	115255	0,3	17,3
Probishtip	6876	6404	0,1	4,1
Radovish	26969	23393	0,2	8,0
Resen	20965	14127	0,5	5,3
Sv.Nikole	12208	10579	0,2	7,3
Skopje	764191	532791	0,4	9,5
Struga	81015	56227	0,4	10,7
Strumica	134904	69771	0,9	11,5
Tetovo	226570	196617	0,2	12,6
Shtip	96800	79805	0,2	11,9

Source: Institute for Public Health of Republic of North Macedonia - Skopje
Department of health data and publication

**VISITS AT PHYSICIAN'S OFFICE IN MEDICAL REHABILITATION PRACTICE
IN SECONDARY HEALTH CARE IN REPUBLIC OF NORTH MACEDONIA IN 2020**

HEALTH REGIONS	Visits at physician's office		Number of revisits on initial visits	Daily visits per 1 physician
	Total	Initial visits		
REPUBLIC OF N.MACEDONIA	63872	40757	0,6	4,5
Berovo				
Bitola	2232	2232	0,0	4,0
M.Brod				
Valandovo	190	181	0,0	0,7
Veles	6222	3672	0,7	22,2
Vinica				
Gevgelija	1838	1591	0,2	6,6
Gostivar	1641	1641	0,0	2,0
Debar				
Delchevo				
D.Hisar				
Kavadarci	2837	1239	1,3	5,1
Kichevo				
Kochani	654	463	0,4	2,3
Kratovo	1366	1114	0,2	4,9
Kr.Palanka	1982	1361	0,5	7,1
Krushevo				
Kumanovo	3063	2438	0,3	2,7
Negotino	2313	1173	1,0	4,1
Ohrid	820	820	0,0	0,0
Prilep	5319	2732	0,9	6,3
Probishtip				
Radovish				
Resen				
Sv.Nikole				
Skopje	24809	15628	0,6	4,4
Struga	222	22	9,1	0,0
Strumica	2751	735	2,7	3,3
Tetovo	3572	2406	0,5	2,6
Shtip	2041	1309	0,6	7,3

Source: Institute for Public Health of Republic of North Macedonia - Skopje
Department of health data and publication



TERTIARY HEALTH CARE

**VISITS IN SPECIALIST-CONSULTANCY PRACTICE IN TERTIARY HEALTH CARE
IN REPUBLIC OF NORTH MACEDONIA IN 2020**

SPECIALIST-CONSULTANCY PRACTICE	Visits at physician's office		Number of revisits per 1 initial visit	Daily visits per 1 physician
	Total	Initial visits		
TOTAL	525111	334885	0,6	12,3
1. University clinics	446941	278729	0,6	16,0
2. Surgery clinic "St. Naum Ohridski"-Skopje	0	0	0,0	0,0
3. Institute of Occupational Health - Chair	33208	29002	0,1	9,9
4. Institut for patophysiology	14469	2529	4,7	4,0
5. Special Hospitals:				
- Institute for pulmonary diseases and TB - Skopje	6284	5262	0,0	22,4
- Special hospital for pulmonary diseases in children - Kozle, Skopje	12077	9770	0,2	43,1
Special Hospital of Gynecology and Obstetrics Mother Teresa - Skopje	6444	6444	0,0	23,0
- Psychiatric hospital "Skopje"- Skopje	5688	3149	0,8	3,4

Source: Institute for Public Health of Republic of North Macedonia - Skopje
Department of health data and publication

**HEALTH WORKERS IN SPECIALIST-CONSULTANCY SERVICES IN TERTIARY HEALTH CARE
IN REPUBLIC OF NORTH MACEDONIA IN 2020**

SPECIALIST-CONSULTANCY SERVICES	Physicians		Health workers with HQ and MLQ	
	Total	Specialists	Total	Per 1 physician
TOTAL	153	130	242	1,6
1. University clinics	100	81	161	1,6
2. Surgery clinic "St. Naum Ohridski"-Skopje	19	19	29	0,0
3. Institute of Occupational Health - Chair	12	11	16	1,3
4. Institut for patophysiology	13	10	14	1,1
5. Special Hospitals:				
- Institute for pulmonary diseases and TB - Skopje	1	1	4	0,0
- Special hospital for pulmonary diseases in children - Kozle, Skopje	1	1	4	4,0
Special Hospital of Gynecology and Obstetrics Mother Teresa - Skopje	1	1	7	0,0
- Psychiatric hospital "Skopje"-Skopje	6	6	7	1,2

Source: Institute for Public Health of Republic of North Macedonia - Skopje
Department of health data and publication

**HEALTH WORKERS AND VISITS IN MEDICAL REHABILITATION PRACTICE IN TERTIARY HEALTH CARE
IN REPUBLIC OF NORTH MACEDONIA IN 2020**

MEDICAL REHABILITATION PRACTICE	Physicians		Health workers with HQ and MLQ		Visits at physician's office		Number of re-visits per 1 initial visit	Daily visits per 1 physician
	Total	Specialists	Total	Per 1 physician	Total	Initial visits		
Institute for medical rehabilitation - Skopje	0	0	10	0	8746	6431	0,4	0,0

Source: Institute for Public Health of Republic of North Macedonia - Skopje
Department of health data and publication

HEALTHCARE WORKERS IN THE SERVICE FOR TRANSFUSION OF BLOOD IN TERTIARY HEALTH CARE
IN THE REPUBLIC OF NORTH MACEDONIA IN 2020

BLOOD TRANSFUSION PRACTICE	Physicians		Health workers with HQ and MLQ	
	Total	Specialists	Total	Per 1 physician
TOTAL	53	38	109	2,1
Transfuziology medicine institute of Republic of North Macedonia	48	34	99	2,1
University Surgery clinic "St.Naum Ohridski" - Skopje	5	4	10	2,0
Special Hospital for Gynecology and Obstetrics - Chair, Skopje	0	0	0	0,0

Source: Institute for Public Health of Republic of North Macedonia - Skopje
Department of health data and publication



MORBIDITY

**TUBERCULOSIS INCIDENCE PER 100.000
INHABITANTS IN REPUBLIC OF NORTH MACEDONIA IN 2020**

HEALTH REGIONS	Total new cases		
	Number	Mb%000	On respiratory organs
REPUBLIC OF N.MACEDONIA	150	7,2	127
Berovo	0	0,0	0
Bitola	3	3,0	1
M.Brod	0	0,0	0
Valandovo	0	0,0	0
Veles	4	6,1	3
Vinica	0	0,0	0
Gevgelija	4	11,9	4
Gostivar	21	17,5	19
Debar	1	3,5	1
Delchevo	0	0,0	0
D.Hisar	0	0,0	0
Kavadarci	0	0,0	0
Kichevo	3	5,3	2
Kochani	7	15,0	5
Kratovo	0	0,0	0
Kr.Palanka	0	0,0	0
Krushevo	0	0,0	0
Kumanovo	9	6,3	8
Negotino	0	0,0	0
Ohrid	4	7,3	4
Prilep	1	1,1	1
Probishtip	1	6,8	1
Radovish	0	0,0	0
Resen	0	0,0	0
Sv.Nikole	0	0,0	0
Skopje	58	9,2	48
Struga	0	0,0	0
Strumica	9	9,5	7
Tetovo	24	11,9	22
Shtip	1	1,9	1

Source: Institute for Public Health of Republic of North Macedonia - Skopje
Department of health data and publication

**TUBERCULOSIS PREVALENCE PER 100.000
INHABITANTS IN REPUBLIC OF NORTH MACEDONIA IN 2020**

HEALTH REGIONS	Registered, total	Mb %000
REPUBLIC OF N.MACEDONIA	164	7,9
Berovo	0	0,0
Bitola	4	4,0
M.Brod	0	0,0
Valandovo	0	0,0
Veles	5	7,6
Vinica	0	0,0
Gevgelija	5	14,8
Gostivar	22	18,3
Debar	2	7,1
Delchevo	0	0,0
D.Hisar	0	0,0
Kavadarci	0	0,0
Kichevo	4	7,1
Kochani	8	17,1
Kratovo	0	0,0
Kr.Palanka	0	0,0
Krushevo	0	0,0
Kumanovo	10	7,0
Negotino	0	0,0
Ohrid	5	9,1
Prilep	2	2,1
Probishtip	2	13,6
Radovish	0	0,0
Resen	0	0,0
Sv.Nikole	0	0,0
Skopje	59	9,3
Struga	0	0,0
Strumica	10	10,6
Tetovo	25	12,4
Shtip	1	1,9

Source: Institute for Public Health of Republic of North Macedonia - Skopje
Department of health data and publication

COMMUNICABLE DISEASES REPORTED (RATE PER 100.000 INHABITANTS) WITH PRIORITY SIGNIFICANCE IN REPUBLIC OF NORTH MACEDONIA IN 2020

Communicable diseases reported	Number	Mb. 1:100.000	%
Total	4917	237,2	100,0
Salmoneloses	119	5,7	0,7
Alimentarni toksiinfections	57	2,8	0,3
Enterocolitis	1357	65,5	7,9
Akuten hepatitis A	54	2,6	0,3
Akuten hepatitis B	37	1,8	0,2
Akuten hepatitis C	10	0,5	0,1
Neozn.hepatitis	15	0,7	0,1
Morbili	0	0,0	0,0
Parotitis epidemica	9	0,4	0,1
Varicella	2660	128,3	15,4
Rubeola	0	0,0	0,0
Scarlatina	81	3,9	0,5
Brucelosis	2	0,1	0,0
Tetanus	0	0,0	0,0

1 dead from Malaria - Skopje

Source: Institute for Public Health of Republic of North Macedonia - Skopje
Department of health data and publication



MORTALITY

MORTALITY STRUCTURE BY CAUSE OF DEATH IN REPUBLIC OF NORTH MACEDONIA IN 2020

Health regions	Total		I00-I99		C00-D48		R00-R99		E00-E99		J00-J99		S00-T98		K00-K93		N00-N99		P00-P96		other	
	Num.	%	Num.	%	Num.	%	Num.	%	Num.	%	Num.	%	Num.	%	Num.	%	Num.	%	Num.	%	Num.	%
R.N.Macedonia	25755	10726	41,6	3908	15,2	2847	11,1	1375	5,3	1495	5,8	438	1,7	381	1,5	517	2,0	70	0,3	3998	15,5	
Berovo	290	146	50,3	46	15,9	18	6,2	19	6,6	12	4,1	6	2,1	4	1,4	8	2,8	0	0,0	31	10,7	
Bitola	1693	539	31,8	261	15,4	485	28,6	63	3,7	79	4,7	22	1,3	17	1,0	30	1,8	5	0,3	192	11,3	
M.Brod	152	99	65,1	13	8,6	15	9,9	2	1,3	6	3,9	2	1,3	1	0,7	1	0,7	1	0,7	12	7,9	
Valandovo	126	76	60,3	17	13,5	8	6,3	5	4,0	7	5,6	0	0,0	2	1,6	1	0,8	0	0,0	10	7,9	
Veles	877	422	48,1	114	13,0	37	4,2	65	7,4	52	5,9	20	2,3	12	1,4	31	3,5	0	0,0	124	14,1	
Vinica	235	115	48,9	34	14,5	7	3,0	20	8,5	19	8,1	8	3,4	7	3,0	6	2,6	1	0,4	18	7,7	
Gevgelija	478	230	48,1	79	16,5	44	9,2	27	5,6	27	5,6	5	1,0	10	2,1	3	0,6	4	0,8	49	10,3	
Gostivar	1296	632	48,8	142	11,0	65	5,0	67	5,2	102	7,9	15	1,2	18	1,4	19	1,5	4	0,3	232	17,9	
Debar	207	64	30,9	32	15,5	9	4,3	22	10,6	32	15,5	0	0,0	2	1,0	4	1,9	0	0,0	42	20,3	
Delchevo	320	175	54,7	43	13,4	10	3,1	9	2,8	19	5,9	6	1,9	8	2,5	8	2,5	0	0,0	42	13,1	
Demir Hisar	156	73	46,8	24	15,4	17	10,9	6	3,8	12	7,7	1	0,6	2	1,3	7	4,5	0	0,0	14	9,0	
Kavadarci	636	296	46,5	100	15,7	45	7,1	34	5,3	30	4,7	16	2,5	11	1,7	12	1,9	2	0,3	90	14,2	
Kichevo	555	248	44,7	72	13,0	26	4,7	26	4,7	63	11,4	6	1,1	15	2,7	18	3,2	0	0,0	81	14,6	
Kochani	641	338	52,7	84	13,1	49	7,6	45	7,0	33	5,1	19	3,0	6	0,9	12	1,9	0	0,0	55	8,6	
Kpatovo	149	74	49,7	23	15,4	11	7,4	2	1,3	12	8,1	8	5,4	1	0,7	1	0,7	0	0,0	17	11,4	
Kriva Palanka	331	149	45,0	48	14,5	16	4,8	23	6,9	22	6,6	9	2,7	4	1,2	12	3,6	2	0,6	46	13,9	
Krushevo	140	59	42,1	25	17,9	12	8,6	7	5,0	8	5,7	2	1,4	0	0,0	1	0,7	0	0,0	26	18,6	
Kumanovo	1639	690	42,1	241	14,7	110	6,7	76	4,6	148	9,0	39	2,4	25	1,5	22	1,3	3	0,2	285	17,4	
Negotino	285	143	50,2	41	14,4	35	12,3	4	1,4	12	4,2	5	1,8	4	1,4	6	2,1	3	1,1	32	11,2	
Ohrid	834	422	50,6	99	11,9	109	13,1	21	2,5	47	5,6	8	1,0	14	1,7	17	2,0	0	0,0	97	11,6	
Prilep	1488	430	28,9	235	15,8	353	23,7	56	3,8	51	3,4	29	1,9	18	1,2	32	2,2	3	0,2	281	18,9	
Probishtip	205	98	47,8	33	16,1	7	3,4	10	4,9	18	8,8	6	2,9	4	2,0	3	1,5	1	0,5	25	12,2	
Radovish	367	165	45,0	60	16,3	20	5,4	23	6,3	21	5,7	9	2,5	6	1,6	4	1,1	3	0,8	56	15,3	
Resen	277	137	49,5	35	12,6	48	17,3	10	3,6	9	3,2	2	0,7	5	1,8	9	3,2	0	0,0	22	7,9	
Sveti Nikole	277	103	37,2	60	21,7	43	15,5	12	4,3	21	7,6	5	1,8	7	2,5	4	1,4	1	0,4	21	7,6	
Skopje	7348	2719	37,0	1353	18,4	632	8,6	507	6,9	320	4,4	122	1,7	124	1,7	148	2,0	28	0,4	1395	19,0	
Struga	758	305	40,2	98	12,9	62	8,2	53	7,0	55	7,3	10	1,3	11	1,5	18	2,4	1	0,1	145	19,1	
Strumica	1228	669	54,5	159	12,9	110	9,0	30	2,4	67	5,5	20	1,6	13	1,1	17	1,4	2	0,2	141	11,5	
Tetovo	2063	937	45,4	241	11,7	211	10,2	111	5,4	162	7,9	25	1,2	20	1,0	42	2,0	5	0,2	309	15,0	
Shtip	704	173	24,6	96	13,6	233	33,1	20	2,8	29	4,1	13	1,8	10	1,4	21	3,0	1	0,1	108	15,3	

Source: State Statistical Office

Processed: Institute for Public Health of Republic of North Macedonia - Skopje

Department of health data and publication

MORTALITY RATE PER 100.000 INHABITANTS BY CAUSE OF DEATH IN REPUBLIC OF NORTH MACEDONIA IN 2020

Health regions	TOTAL		100-I99		C00-D48		R00-R99		E00-E99		J00-J99		S00-T98		K00-K93		N00-N99		P00-P96		Other	
	Num.	Mt. 100000	Num.	Mt. 100000	Num.	Mt. 100000	Num.	Mt. 100000	Num.	Mt. 100000	Num.	Mt. 100000	Num.	Mt. 100000	Num.	Mt. 100000	Num.	Mt. 100000	Num.	Mt. 100000	Num.	Mt. 100000
R.N.Macedonia	25755	1240,2	10726	516,5	3908	188,2	2847	137,1	1375	66,2	1495	72,0	438	21,1	381	18,3	517	24,9	70	3,4	3998	192,5
Berovo	290	1674,2	146	842,9	46	265,6	18	103,9	19	109,7	12	69,3	6	34,6	4	23,1	8	46,2	0	0,0	31	179,0
Bitola	1693	1690,9	539	538,3	261	260,7	485	484,4	63	62,9	79	78,9	22	22,0	17	17,0	30	30,0	5	5,0	192	191,8
M.Brod	152	1383,6	99	901,1	13	118,3	15	136,5	2	18,2	6	54,6	2	18,2	1	9,1	1	9,1	1	9,1	12	109,2
Valandovo	126	1081,8	76	652,5	17	146,0	8	68,7	5	42,9	7	60,1	0	0,0	2	17,2	1	8,6	0	0,0	10	85,9
Veles	877	1332,0	422	640,9	114	173,1	37	56,2	65	98,7	52	79,0	20	30,4	12	18,2	31	47,1	0	0,0	124	188,3
Vinica	235	1220,6	115	597,3	34	176,6	7	36,4	20	103,9	19	98,7	8	41,6	7	36,4	6	31,2	1	5,2	18	93,5
Gevgelija	478	1408,7	230	677,8	79	232,8	44	129,7	27	79,6	27	79,6	5	14,7	10	29,5	3	8,8	4	11,8	49	144,4
Gostivar	1296	1076,9	632	525,2	142	118,0	65	54,0	67	55,7	102	84,8	15	12,5	18	15,0	19	15,8	4	3,3	232	192,8
Debar	207	735,1	64	227,3	32	113,6	9	32,0	22	78,1	32	113,6	0	0,0	2	7,1	4	14,2	0	0,0	42	149,1
Delchevo	320	1380,1	175	754,7	43	185,4	10	43,1	9	38,8	19	81,9	6	25,9	8	34,5	8	34,5	0	0,0	42	181,1
Demir Hisar	156	1971,9	73	922,8	24	303,4	17	214,9	6	75,8	12	151,7	1	12,6	2	25,3	7	88,5	0	0,0	14	177,0
Kavadarci	636	1487,4	296	692,2	100	233,9	45	105,2	34	79,5	30	70,2	16	37,4	11	25,7	12	28,1	2	4,7	90	210,5
Kichevo	555	980,2	248	438,0	72	127,2	26	45,9	26	45,9	63	111,3	6	10,6	15	26,5	18	31,8	0	0,0	81	143,1
Kochani	641	1360,4	338	717,4	84	178,3	49	104,0	45	95,5	33	70,0	19	40,3	6	12,7	12	25,5	0	0,0	55	116,7
Kratovo	149	1645,1	74	817,0	23	253,9	11	121,5	2	22,1	12	132,5	8	88,3	1	11,0	1	11,0	0	0,0	17	187,7
Kriva Palanka	331	1420,7	149	639,5	48	206,0	16	68,7	23	98,7	22	94,4	9	38,6	4	17,2	12	51,5	2	8,6	46	197,4
Krushevo	140	1509,3	59	636,1	25	269,5	12	129,4	7	75,5	8	86,2	2	21,6	0	0,0	1	10,8	0	0,0	26	280,3
Kumanovo	1639	1140,3	690	480,1	241	167,7	110	76,5	76	52,9	148	103,0	39	27,1	25	17,4	22	15,3	3	2,1	285	198,3
Negotino	285	1229,3	143	616,8	41	176,9	35	151,0	4	17,3	12	51,8	5	21,6	4	17,3	6	25,9	3	12,9	32	138,0
Ohrid	834	1512,5	422	765,3	99	179,5	109	197,7	21	38,1	47	85,2	8	14,5	14	25,4	17	30,8	0	0,0	97	175,9
Prilep	1488	1584,8	430	458,0	235	250,3	353	376,0	56	59,6	51	54,3	29	30,9	18	19,2	32	34,1	3	3,2	281	299,3
Probishtip	205	1383,1	98	661,2	33	222,6	7	47,2	10	67,5	18	121,4	6	40,5	4	27,0	3	20,2	1	6,7	25	168,7
Radovish	367	1123,8	165	505,3	60	183,7	20	61,2	23	70,4	21	64,3	9	27,6	6	18,4	4	12,2	3	9,2	56	171,5
Resen	277	1712,2	137	846,8	35	216,3	48	296,7	10	61,8	9	55,6	2	12,4	5	30,9	9	55,6	0	0,0	22	136,0
Sveti Nikole	277	1387,0	103	515,7	60	300,4	43	215,3	12	60,1	21	105,2	5	25,0	7	35,1	4	20,0	1	5,0	21	105,2
Skopje	7348	1162,5	2719	430,2	1353	214,1	632	100,0	507	80,2	320	50,6	122	19,3	124	19,6	148	23,4	28	4,4	1395	220,7
Struga	758	1107,0	305	445,4	98	143,1	62	90,5	53	77,4	55	80,3	10	14,6	11	16,1	18	26,3	1	1,5	145	211,8
Strumica	1228	1294,8	669	705,4	159	167,6	110	116,0	30	31,6	67	70,6	20	21,1	13	13,7	17	17,9	2	2,1	141	148,7
Tetovo	2063	1020,0	937	463,3	241	119,2	211	104,3	111	54,9	162	80,1	25	12,4	20	9,9	42	20,8	5	2,5	309	152,8
Stip	704	1337,4	173	328,6	96	182,4	233	442,6	20	38,0	29	55,1	13	24,7	10	19,0	21	39,9	1	1,9	108	205,2

Source: State Statistical Office

Processed: Institute for Public Health of Republic of North Macedonia - Skopje
Department of health data and publication

**INFANT MORTALITY BY CAUSE OF DEATH AND AGE
IN REPUBLIC OF NORTH MACEDONIA IN 2020**

CAUSES OF DEATH (BY ICD-10)	Total	Infant mortality		
		by age		from 28 days to 11 months
		0 - 6 days	7 - 27 days	
ВКУПНО	108	56	23	29
Infectious and parasitic diseases (A00 - B99)	11			11
Neoplasms (C00 - D48)	0			
Diseases of the blood and blood-forming organs (D50-D89)	0			
Endocrine, nutritional and metabolic diseases and immunity disorders (E00 - E88)	0			
Diseases of the nervous system and sensory organs (G00-G98)	0			
Diseases of the circulatory system (I00-I99)	1			1
Diseases of the respiratory system (J00 - J98)	3			3
Diseases of the digestive system, oral cavity, salivary glands and jaws (K00-K92)	0			
Diseases of the genitourinary system (N00-N98)	0			
Certain conditions originating in the perinatal period (P00 - P96)	70	53	17	0
Congenital malformations (Q00 - Q99)	16	3	5	8
Symptom, signs and unspecified conditions (R00 - R99)	7	0	1	6
External causes of mortality (V01 - Y89)	0			

Source: State Statistical Office

Processed: Institute for Public Health of Republic of North Macedonia - Skopje
Department of health data and publication

